



**Global Research &  
Development Services**

## **ICHLSR PROCEEDINGS**

### **4th ICHLSR Malaysia - International Conference on Healthcare & Life-Science Research, 06-07 May 2018**

06 May – 07 May, 2018

Conference Venue

Scholar's Inn, Universiti Teknologi Malaysia (UTM), Kuala Lumpur,  
Malaysia

Email: [info@iaphlsr.org](mailto:info@iaphlsr.org)

<http://iaphlsr.org/>

**4th ICHLSR Malaysia - International Conference on Healthcare & Life-Science Research, 06-07 May 2018**

Scholar's Inn, Universiti Teknologi Malaysia (UTM), Kuala Lumpur, Malaysia



**Table of Content:**

<b>S. No.</b>	<b>Particulars</b>	<b>Page Numbers</b>
1.	Preface	3
2.	Keynote Description	4-6
3.	List of Abstracts	7-26
4.	List of Listeners	26
5.	Upcoming Conferences	27

**4th ICHLSR Malaysia - International Conference on Healthcare & Life-Science Research, 06-07 May 2018**

Scholar's Inn, Universiti Teknologi Malaysia (UTM), Kuala Lumpur, Malaysia

**Preface:**

International Association for Promotion of Healthcare and Life-Science Research (IAPHLSR) is an international forum of researchers, academicians and practitioners for sharing knowledge and innovation in the field of healthcare and life-sciences. IAPHLSR aims to bring together worldwide researchers and professionals, encourage intellectual development and providing opportunities for networking and collaboration. This association meets with its objectives through academic networking, meetings, conferences, workshops, projects, research publications, academic awards and scholarships. IAPHLSR strives to enrich from its diverse group of advisory members. Scholars, Researchers, Professionals are invited to freely join IAPHLSR and become a part of a diverse academic community, working for benefit of academia and society through collaboration and vision.

For this conference around 50 Participants from around 9 different countries have submitted their entries for review and presentation.

IAPHLSR has now grown to 2353 followers and 1118 members from 37 countries.

Membership in our scholarly association IAPHLSR is completely free of cost.

List of members: <https://www.iaphlsr.org/list-of-members.php>

Membership Application form link: <https://www.iaphlsr.org/membership.php>

Proceedings is a book of abstracts, all the abstracts are published in our conference proceedings a day prior to the conference.

You can get our conference proceedings at: <https://www.iaphlsr.org/proceedings.php>

Facebook is a very popular free social networking website that allows us to keep in touch with friends, family and colleagues.

We hope to have an everlasting and long term friendly relation with you in the future.

In this context we would like to share our social media web links:

<https://www.facebook.com/iaphlsr/>

You will be able to freely communicate your queries with us, collaborate and interact with our previous participants, share and browse the conference pictures on the above link.

GRDS' mission is to make continuous efforts in transforming the lives of people around the world through education, application of research & innovative ideas.

**4th ICHLSR Malaysia - International Conference on Healthcare & Life-Science Research, 06-07 May 2018**

Scholar's Inn, Universiti Teknologi Malaysia (UTM), Kuala Lumpur, Malaysia

**KEYNOTE SPEAKER**



**Eva Harara**

**Public Health and Recreation Professions Department Southern Illinois University,  
Chicago, U.S.A.**

**Topic: Public Health Leadership**

**4th ICHLSR Malaysia - International Conference on Healthcare & Life-Science Research, 06-07 May 2018**

Scholar's Inn, Universiti Teknologi Malaysia (UTM), Kuala Lumpur, Malaysia

## **KEYNOTE SPEAKER**



**Dr. Palanisamy Sivanandy**

**Department Of Pharmacy Practice, School Of Pharmacy International Medical University Kuala Lumpur, Malaysia**

Dr. Palanisamy Sivanandy is an eminent academician and researcher has more than 10 years of teaching and research experiences. He has more than 20 years of experiences in the pharmacy field.

He has started his career as a Dispensing pharmacist in the year 1997 as a Diploma Pharmacist; in 2005 he has completed his Pharmacy Undergraduation (B.Pharm) from the Madurai Medical College, Tamilnadu; in 2007 he obtained his Post Graduation (M.Pharm) in Pharmacy Practice from Sri Ramakrishna Institute of Paramedical Sciences, Coimbatore, Tamilnadu. He has completed his Ph.D., in the year 2013 from the prestigious Tamil Nadu Dr.MGR Medical University, Chennai and Good Clinical Practice Licensure Exam from Ministry of Health (MoH), Malaysia in 2014. He has published more than 60 research papers in various national and international indexed peer-reviewed journals and has been serving as an editorial board member of repute for more than 10 international journals. He has received many grants from Indian Council of Medical Research, New Delhi, India; Department of Science & Technology, New Delhi, India; Centre for International Co-operation in Science, Chennai, India; and International Medical University, Kuala Lumpur, Malaysia. He has presented many research papers in conferences in various countries like Turkey (Istanbul), USA (New York and Texas), South Korea (Seoul), Singapore, Thailand (Bangkok), Indonesia and Malaysia. His main area of interest is Pharmacovigilance, Drug Safety Monitoring, Prescription Auditing, Clinical Research and Development, Clinical Trials and Patient Safety.

**4th ICHLSR Malaysia - International Conference on Healthcare & Life-Science Research, 06-07 May 2018**

Scholar's Inn, Universiti Teknologi Malaysia (UTM), Kuala Lumpur, Malaysia

**PLENARY SPEAKER**



**Made Indra Wijaya, M.D., M.H.A.**

**Ph.D. (Medical Science) Candidate at Cyberjaya University College of Medical Sciences (CUCMS), Malaysia**

**Hospital Director of BIMC Hospital (Siloam Hospital) Kuta, Bali, Indonesia**

Hospital management is the main field of research that fascinated Dr. Made Indra Wijaya. He is interested primarily in Quality Improvement and Patient Safety. He published several articles in International-indexed Journals and presented several abstracts at International Conferences. Last year, he got runner-up in Indonesian Hospital Management Award, Patient Safety category for his research “Second Victim Support Program and Patient Safety Culture: A Quasi-Experimental Study in BIMC Hospitals”.

**Topic: Second Victim Support Program and Patient Safety Culture: A Quasi-Experimental Study in BIMC Hospitals**

**4th ICHLSR Malaysia - International Conference on Healthcare & Life-Science Research, 06-07 May 2018**

Scholar's Inn, Universiti Teknologi Malaysia (UTM), Kuala Lumpur, Malaysia



**Maryam Sohrabi**  
GICICHLSR1805051

**Barriers in Obtaining Primary Healthcare Services from Public Clinics  
By Non-Citizens In Malaysia**

**Maryam Sohrabi**  
Faculty Of Economic, Department Of Administrative Studies And  
Politics, University Of Malaysia, Malaysia

**Abstract**

**Abstract.** Non-citizens in the country have been found to face difficulties in accessing healthcare services. The study seeks to investigate the existence of barriers in accessing primary healthcare services by non-citizens in Malaysia. This study was conducted on non-citizens residing in the urban areas of Malaysia, particularly of Johor Bahru and Klang Valley from May to September 2015. Relevant information regarding the personal barriers (language, preference for physician's gender, difficulty taking leave from work), structural barriers (availability of public clinic in residential area, travel time to the public clinic, physician's knowledge and skill) and financial barriers (insurance coverage, fear of losing daily income, transportation costs) on using primary healthcare services at public clinics were obtained. The result of the analysis revealed that the barriers cited by non-citizens to seek primary healthcare in Malaysia were lack of medical insurance protection (75.1%), non-availability of a public clinic in the residential area (38.7%), not receiving the needed or wanted services (21.3%), long travel time to the nearest public clinic (17.3%), language (10.2% of respondents), negative perception about the doctors' knowledge and skills (9.9%), difficulty taking leave (7.8%), fear of losing daily income (7.7%), high transportation cost (3.7%) and different doctor gender preference (2.5%). Therefore, barriers to access healthcare services among non-citizens exist in Malaysia.

**Keywords:** Healthcare, barriers, public clinic, non-citizen, Malaysia

**Victoria Jagboro**  
GICICHLSR1805052

**Evaluation Of Occurrence Of Malaria Among Under Five Children In  
Paediatric Ward Between 2008 And 2012 In Zonal Hospital, Okene,  
Kogi State**

**Victoria Jagboro**  
Physical and Health Education, Kogi State College of Education  
Technical, Kabba

**Abstract**

**Malaria** is one of the most widespread of all human parasitic diseases. It is a common cause of morbidity and mortality especially among young children who are the hope of the nation. The main thrust of this study is to determine the occurrence of malaria among under five children admitted into Paediatric ward of Zonal Hospital Okene between January 2008 – December 2012. This research was also designed to identify the highest incidence and mortality rate during the period under study. This study is of great importance because knowledge of its occurrence will assist the policy maker in health issues in devising strategies to curbing its prevalence. A retrospective design was adopted for this study; utilizing a purposeful sampling technique, all children of 0-59 months (under five) of age admitted of malaria fever from the year 2008-2012 were identified. The medical records and ward register were used to collect data. The data collected were analysed using table of frequency distribution, percentage bar chart and histogram. The result of the study showed that malaria occurrence is high among under five with 892 (100%) cases and children of 0-29 months of age having the highest occurrence 663 (74.3%) cases.

**4th ICHLSR Malaysia - International Conference on Healthcare & Life-Science Research, 06-07 May 2018**

Scholar's Inn, Universiti Teknologi Malaysia (UTM), Kuala Lumpur, Malaysia




	<p>However, mortality rate is low, but the few cases recorded 23 (100%), is higher among children of 0-29months. The result of the findings showed that a lot have been achieved with curative drugs (such as A C Ts) while a lot has to be done in the area of prevention. In conclusion, all health workers have to intensify their efforts on preventive measures. Communities, families and individuals should be health educated on various methods of prevention. The government should put in more efforts to ensure total eradication of malaria.</p>
 <p><b>Abhishikta Ghosh Roy</b> GICICHLR1805053</p>	<p><b>Brca2 Novel Attributes Of Male Breast Cancer In India</b></p> <p><b>Abhishikta Ghosh Roy</b> Dna Laboratory, Anthropological Survey Of India</p> <p><b>Arup Ratan Bandyopadhyay</b> Human Genetics Laboratory, Department Of Anthropology, University Of Calcutta</p> <p><b>Abstract</b> Breast Cancer is the fifth cause of death from all cancers worldwide, and the most common cancer in developed and developing countries. Of all the accounted breast cancer incidents, the male breast cancer accounts for approximately 1% of all cases. The incidence of male breast cancer has risen over the past few decades yet its etiology is still poorly known; underlying cause may be due to the rarity of the disease, or may be large scale genetic epidemiologic studies have been difficult to carry out. The present study aims to understand the association of BRCA2 gene mutations and male breast cancer among the Bengalee Hindu males of West Bengal. For this purpose we have analysed a total of 70 samples (20 histopathologically confirmed male breast cancer and 50 controls) for BRCA2 gene mutation and gene expression study. The present study being the first attempt from West Bengal envisaged a significant association (<math>p &lt; 0.001</math>) of the disease for mutations in exonic and flanking regions of the gene (OR-9.92; 95% CI = 4.40 – 22.37; <math>p &lt; 0.0001</math>). <b>Key Words :</b> Male, Breast Cancer, BRCA2, India</p>
 <p><b>Shreya Mukherjee</b> GICICHLR1805054</p>	<p><b>A Micro Level Comparative Study On Maternal Obstetric Morbidity, West Bengal, India</b></p> <p><b>Shreya Mukherjee</b> Junior Research Fellow Anthropological Survey Of India</p> <p><b>Abstract</b> This study was to compare antepartum, intrapartum and postpartum health problems experienced, antepartum care undertaken between rural and urban women in case of the last child birth last delivery. Further more, an attempt was also made to investigate into the factors that are associated with antepartum, intrapartum and postpartum health problems. I have selected 200 Bengali speaking women for this study aged between 15 and 49 years , belonging to Hindu ethnic group (100 women each from rural and urban areas) of West Bengal. All the participants were in wedlock, and had given birth to at least one child within the five years at the time of the study. Results show that urban woman more frequently visited the government hospital for the treatment of obstetric health problems whereas the rural woman relied more on the service provided by the health workers (ASHA and ANM); institutional delivery was reported to be high in both the groups; the rural participants did not take medication or any kind of special diet at the</p>

**4th ICHLSR Malaysia - International Conference on Healthcare & Life-Science Research, 06-07 May 2018**

Scholar's Inn, Universiti Teknologi Malaysia (UTM), Kuala Lumpur, Malaysia



	<p>time of pregnancy, did not undergo any modern diagnostic techniques to monitor the development of foetus during the pregnancy period. Sharp rural urban differences exist in relation to antepartum problems (blurred vision and giddiness), intrapartum problems (prolonged labour and sac burst with fluid), and postpartum problems ( pain in perineum, pelvic region and lower abdomen and vaginal discharge). Variables like, working and educational status, area of livingage at marriage month at which pregnancy was confermed and taking of special diet and medication were found to be the factors associated with antepartum, intrapartum and postpartum health problems (<math>p \leq 0.05</math>).</p> <p>I conclude from this study that rural-urban differences exist in obstetric health and socio-demographic, reproductive and cares during gestational period were associated with obstetric health problems.</p> <p><b>Keywords :</b> Obstetric Problems, rural-urban, concomitant</p>
 <p><b>Karthikumar Sankar</b> GICICHLSR1805055</p>	<p>Smartphone Assisted Image Processing Based estimation of Beta-carotene extracted from Bacillus sp.</p> <p><b>Karthikumar Sankar</b> Department of Biotechnology, Kamaraj College of Engineering and Technology, S.P.G.C.Nagar, K.Vellakulam-625701, Near Virudhunagar, Madurai District, Tamilnadu, INDIA</p> <p><b>Shyam kumar Rajaram</b> Department of Biotechnology, Kamaraj College of Engineering and Technology, S.P.G.C.Nagar, K.Vellakulam-625701, Near Virudhunagar, Madurai District, Tamilnadu, INDIA</p> <p><b>G. Srinivasan</b> Department of Computer Science and Engineering, Kamaraj College of Engineering and Technology, S.P.G.C.Nagar, K.Vellakulam-625701, Near Virudhunagar, Madurai District, Tamilnadu, INDIA</p> <p><b>Abstract</b></p> <p>Rising to the challenge, the digital image processing technique has been turned into one of the most prominent and rapid techniques in the field of health care and life science. In this paper, a smartphone based automated system has been proposed for the first time to estimate the bacterial beta-carotene. In the first step, bacterial culture was cultivated in minimal medium under salt stress condition for pigment production followed by extraction using various solvents such as petroleum ether, acetone, acetonitrile, methanol and water. The solvent extraction study revealed that the methanol is an ideal solvent to extract the pigment with minimal loss. The beta-carotene was estimated using conventional method by measuring absorbance at 470nm using spectrophotometer as well as image processing technique where the colour intensity (pixel) was measured using developed MATLAB code. The sample containing pigment was loaded in 96 well micro titer plate and the image of 96 well plate was captured using a smartphone InFocus Turbo 5.0 with the resolution of 720 X 1280 pixel at 282 pixel per inch. In pre-processing, Wiener Filter, Median Filter and Histogram Equalization were used to remove the noise. The mean values of various individual color component of RGB (red, blue, green) and HSV (hue, saturation, value) color space were retrieved from the image of 96 well titer plate containing pigment samples. The linear regression values of each color components were individually analyzed. The mean value of 'S' (saturation) found to be best</p>


**4th ICHLSR Malaysia - International Conference on Healthcare & Life-Science Research, 06-07 May 2018**

Scholar's Inn, Universiti Teknologi Malaysia (UTM), Kuala Lumpur, Malaysia

	<p>fit to the absorbance value of spectrophotometric method (<math>R^2</math> 0.973). Hence, we propose that the developed MATLAB code leads to an accurate and fast evaluation of beta-carotene production from bacterial culture. <b>Key words:</b> Beta-carotene, Bacillus sp., image processing</p>
<p>Md. Armanul Haque GICICHLRSR1805056</p>	<p><b>The Shifting Mold of Health Information Seeking in the Digital Era: A Study on the Medical Science Students of Bangladesh</b></p> <p>Md. Armanul Haque Assistant Professor, Information Science and Library Management, University of Rajshahi, Bangladesh</p> <p>Dr.Md.Fajlul Kabir Bhuiyan MD (course), Medicine Department, Rajshahi Medical College, Bangladesh</p> <p>Md. Hafizur Rahman Assistant Professor, Islamic Studies, University of Rajshahi, Bangladesh</p> <p><b>Abstract</b></p> <p><b>Introduction</b> Today is the age of modern advancement technology where information organization, management, retrieval and seeking pattern have been drastically changed. People now prefer digital item instead of printed objects as most of the civilized guys have modern devices to access, and use their required materials online. Health is the basis of the entire joy. Seeking and searching health information in the digital platform has now becoming popular among the medical science students. Consequently, health information for the medical science students is of leading concern during their theoretical and practical study.</p> <p><b>Purpose</b> The main purpose of this study is to know the changing pattern health information seeking of the medical science students of Bangladesh in the digital era. Moreover, the study will discover medical students' preference of sources of health information. In addition, the problems of seeking and retrieving health information from digital sources will also be sought out.</p> <p><b>Methodology</b> The methodology of this study follows mixed method qualitative and quantitative. Nonetheless, method quantitative dominated the study. Questionnaire was used to collect data. 150 students of Bachelor of Medicine, Bachelor of Surgery (M.B.B.S) students of Rajshahi Medical College were randomly selected as respondents. The collected data were then analyzed through percentage and some statistical test namely Chi-square test and correlation were applied.</p> <p><b>Findings</b> Study findings reveal that majority of the respondents prefer electronic health information mainly from internet, different health blogs, special medicinal facebook groups, etc. Most of them said that they feel difficulties in searching and retrieving health information in an electronic environment due to the low speed of internet and high cost of internet subscription.</p> <p><b>Value</b> This work will add substantial value to the researcher who will do further research with large sample. No much research has been done on this issue in Bangladesh focusing on the proposition of medical students and health</p>

4th ICHLSR Malaysia - International Conference on Healthcare & Life-Science Research, 06-07 May 2018

Scholar's Inn, Universiti Teknologi Malaysia (UTM), Kuala Lumpur, Malaysia

	<p>information. <b>Limitations</b> The work with 150 students may not bear specific results on the topic. It needs further work on more samples. The time and money was the vital constrains to carry out the work effectively as this work has been done without funding. <b>Keywords</b> Changing mold; health information; digital environment; Medical Students; Bangladesh</p>
 <p style="text-align: center;"><b>Kabiru Musa</b> GICICHLSR1805057</p>	<p style="text-align: center;"><b>Sexual and Reproductive Health Needs and Problems of Internally Displaced Adolescents (IDAs) in Borno State, Nigeria</b></p> <p style="text-align: center;"><b>Kabiru Musa PhD1</b> 1Department of Physical and Health Education Jigawa State College of Education, PMB 1002, Gumel, Nigeria.</p> <p style="text-align: center;"><b>A.N. Odo PhD2, A.V. Oladugba PhD3</b> 2Department of Human Kinetics and Health Education University of Nigeria, Nsukka</p> <p style="text-align: center;"><b>Abstract</b></p> <p>The rising insurgencies worldwide have left many people including adolescents displaced. In Nigeria, Boko Haram insurgency in the Northeast has left millions of adolescents internally displaced, with deplorable living conditions that affect their sexual and reproductive health. The objective of the study was to identify the sexual and reproductive health needs and problems of Internally Displaced Adolescents (IDAs) in Borno State, Nigeria. The cross-sectional research design was used for the study. Official camps in Borno State were visited and data collected from 396 adolescents within the ages of 10 and 24 years. Instrument for data collection was self structured questionnaire called Internally Displaced Adolescents' Sexual and Reproductive Health Needs Questionnaire (IDASNeQ) and Focus Group Discussion Guide (FGDG). Frequencies, percentages and Chi-square statistics were used to analyze the data collected through questionnaire, while data from focus group discussion were thematically analyzed. Majority of the respondents reported that sexuality education (83.2%), safe motherhood services (81.6%), and family planning services (71.9%) were important sexual and reproductive health needs of IDAs. Socio-demographic factors of the respondents differed significantly (<math>\leq .05</math>) on their responses to sexuality education need (<math>p = .003</math>) and family planning services need (<math>p = .000</math>). The results also identified complications of pregnancy (83.1%), early sex experimentation (81.8%) and unsafe sex (80.1%) as IDAs problems among others. Suggested strategies for improving SRH of IDAs include making sexual and reproductive health services available in IDP camps.</p>
<p style="text-align: center;"><b>Uzma Saqib</b> GICICHLSR1805058</p>	<p style="text-align: center;"><b>Identifying the inhibitors of TIR Proteins involved in TLR signaling as an anti-inflammatory strategy</b></p> <p style="text-align: center;"><b>Uzma Saqib</b> Chemistry, IIT Indore, IIT Indore, Indore, India</p> <p style="text-align: center;"><b>Abstract</b></p> <p>Toll/IL1 receptor (TIR) adaptor proteins continue to be an integral part of Toll-like receptors (TLR) signaling involved in inflammation. Signaling is likely to be initiated by these TIR adaptors when they are recruited to a TIR-TIR interface formed by TLR dimerization. Among these; myeloid</p>

**4th ICHLSR Malaysia - International Conference on Healthcare & Life-Science Research, 06-07 May 2018**

Scholar's Inn, Universiti Teknologi Malaysia (UTM), Kuala Lumpur, Malaysia

	<p>differentiation factor-88 (MyD88), MyD88 adapter-like protein (Mal), TIR domain-containing adaptor protein inducing interferon-<math>\beta</math> (TRIF), TRIF-related adaptor molecule (TRAM), play pivotal roles at many steps in the signaling events leading to inflammation. The presence of the conserved BB loop residues in the TIR domain of all these important adaptor proteins make them possible targets to be inhibited by synthetic compounds. We have designed compounds based on an already known MyD88 TIR dimerization inhibitor, T6167923 which binds well not only to the original target but also to the TIR domains of Mal, TRIF and TRAM. The designed inhibitors are based on modifications of bromophenyl-sulfonyl-thiophenyl-piperazine-carboxamide series of compounds. We have further suggested modifications in these high-affinity compounds for efficient absorption inside the body. Further, a pharmacophore model highlighting important structural interaction features has been developed. The screened compounds are better in binding to the TIR proteins than the parent compound and hence are good starting points for multi-TIR inhibition.</p>
 <p>Rana Ghaznavi GICICHLSR1805059</p>	<p><b>Voluntary Exercise Prevents Lead-Induced Oxidative Stress and Inflammation in Rat Brain Tissue.</b></p> <p><b>Rana Ghaznavi</b> Sports Medicine Research Center, Neuroscience Institute, Tehran University of Medical Sciences, Tehran, Iran</p> <p><b>Hamidreza Sadeghipour</b> Tehran University of Medical Sciences, School of Medicine, Physiology Department, Tehran, Iran.</p> <p><b>Elham Abdzadeh</b> Tehran University, School of Biology, Tehran, Iran.</p> <p><b>Abstract</b></p> <p><b>Introduction:</b> Regular mild exercise enhances anti-oxidant and anti-inflammatory systems of the body. The present study investigates voluntary exercise effects on lead toxicity as a known oxidative stressor in brain tissue.</p> <p><b>Materials and Methods:</b> Male Sprague-Dawley rats were randomly divided into two groups: sedentary control and exercise group. Sedentary control animals were housed in the regular cages. In exercise group the animals were housed in the running wheel equipped cages that is the animal model of voluntary exercise. After 6 weeks, half of the animals of each group were administered lead acetate in the drinking water and the other half did not get any treatment. Brain tissue and blood samples were collected at the end of the experiments. Glutathione peroxidase (GPx), superoxide dismutase (SOD), malondialdehyde (MDA), tumor necrosis factor (TNF-<math>\alpha</math>) were assayed and lead concentrations were measured in the samples.</p> <p><b>Results:</b> Our results showed that lead administration reduced brain tissue SOD and GPx and increased MDA and TNF-<math>\alpha</math> in sedentary animals' brain tissue while in the exercise animals lead administration did not significantly change the measured parameters.</p> <p><b>Conclusion:</b> We concluded that voluntary exercise may prevent lead-induced oxidative stress and inflammation in the rat brain tissue.</p> <p><b>Key words:</b> voluntary exercise, brain tissue, lead neurotoxicity, oxidative stress, inflammation.</p>

4th ICHLSR Malaysia - International Conference on Healthcare & Life-Science Research, 06-07 May 2018

Scholar's Inn, Universiti Teknologi Malaysia (UTM), Kuala Lumpur, Malaysia

<p><b>Dr Chowdhury Mohammad Monirul Hasan GICICHLR1805060</b></p>	<p><b>Prevalence and assessment of biochemical parameters of attention-deficit hyperactivity disorder children in Bangladesh</b></p> <p><b>Dr Chowdhury Mohammad Monirul Hasan</b> Professor and Head, Department of Biochemistry and Molecular Biology, University of Chittagong, Bangladesh.</p> <p><b>Abstract</b></p> <p><b>Research Objectives:</b> Attention-deficit hyperactivity disorder (ADHD) is a common, multifactorial, clinically diverse, and highly heritable neuropsychiatric disorder that is prevalently seen in children which affect 8-12% of children worldwide. This study aimed to evaluate some new biochemical parameters that help ensuring the early and precise diagnosis of attention-deficit hyperactivity disorder in blood plasma.</p> <p><b>Methodology:</b> A prospective study conducted with patients scheduled for some new biochemical parameters that help ensuring the early and precise diagnosis of ADHD in blood plasma in a Child Development Center of the Chittagong, Bangladesh. The study was carried out at two levels. The first level was questionnaire on personal data and disease history while the second was on biochemical examination of the plasma ammonia and lactate status. A total of 100 children were investigated in this study among 75 were male and 25 were female. This study was conducted in Chittagong Maa-O-Shishu General Hospital, Bangladesh.</p> <p><b>Findings and research outcomes:</b> We observed that the level of plasma ammonia and lactate were higher in ADHD children (36-60 <math>\mu\text{mol/L}</math>; <math>P &lt; 0.05</math> and 22-30 <math>\mu\text{mol/L}</math>; <math>P &lt; 0.05</math>, respectively) compare to a reference value. The prevalence of ADHD is higher in male (75%) than in female (25%) with a ratio of 3:1. Consanguinity increases the risk of having ADHD in the next generation.</p> <p><b>Conclusion:</b> This study concludes that there might be a correlation between ADHD and increased level of plasma ammonia and lactate level, and those might be an important parameter in the diagnosis of ADHD patients.</p> <p><b>Keywords:</b> Attention-deficient hyperactivity disorder, biomarkers, consanguinity, hyperammonemia, hyperlactatemia</p>
<p><b>Bello Malami Tambawal GICICHLR1805061</b></p>	<p><b>Antifungal Activity And Phytochemical Screening Of Leaf Extracts From Guiera Senegalensis Lam. On Some Fungal Isolates</b></p> <p><b>Bello Malami Tambawal</b> Department Of Science Laboratory Technology, Umaru Ali Shinkafi Polytechnic, Sokoto, Nigeria</p> <p><b>Malami Shuaibu</b> Department Of Science Laboratory Technology, Umaru Ali Shinkafi Polytechnic, Sokoto, Nigeria</p> <p><b>Abstract</b></p> <p>The aim was to investigate the in vitro antifungal activity of crude ethanolic, methanolic and water extracts of the leaf of one of the popular Nigerian medicinal plants, <i>Guiera senegalensis</i> to reveal the possible presence of highly active phytochemicals. The minimum inhibitory concentration (MIC) observed of the ethanol and methanol extracts were between 5.0 and 7.5mgml<sup>-1</sup> while that of water extract ranged from 7.5 to 10 mgml<sup>-1</sup>. It was shown that all the extracts exhibited observed activity against all the fungal species investigated. The zones of inhibition exhibited by the extracts against the test fungal species ranged between 15 and 18, 15 and 20 and 5 and 10 mm for ethanol, methanol and water extracts respectively. Indicating the high</p>

**4th ICHLSR Malaysia - International Conference on Healthcare & Life-Science Research, 06-07 May 2018**

Scholar's Inn, Universiti Teknologi Malaysia (UTM), Kuala Lumpur, Malaysia



	<p>activity in methanolic extract and the least recorded in water extract. The effect of the extract on fungal isolates was highest <i>Candida rugosa</i> with (<math>19 \pm 0.5\text{mm}</math>), (<math>16 \pm 0.5\text{mm}</math>) and (<math>10 \pm 0\text{mm}</math>) followed by <i>Microsporum audouinii</i> with (<math>18 \pm 1.2\text{mm}</math>), (<math>15 \pm 0.5\text{mm}</math>) and (<math>5 \pm 0\text{mm}</math>) and the least was <i>Trichophyton rubrum</i> with (<math>14 \pm 2.0\text{mm}</math>), (<math>13 \pm 0.1\text{mm}</math>) and (<math>8 \pm 0\text{mm}</math>) for methanol, ethanol and water extracts. <i>Fusarium oxysporum</i> showed no activity in water extracts (<math>0 \pm 0\text{mm}</math>) and all was compared with amphotericin B and ketoconazole at a concentration of 1 mg/ml. Phytochemicals screening of the leaves conducted revealed the presence of higher concentrations of alkaloids and flavonoids, moderate concentration of steroids, Terpenoids, proteins, and carbohydrates and low concentration of saponins and tannins in the extracts. The ability of the crude leaf extracts of <i>G. senegalensis</i> to inhibit the growth of keratinophilic dermatophytes, yeasts and saprophytic fungi, is an indication of its broad spectrum antimicrobial potential which may be employed in the management of fungal infections. This could also serve as alternative potential source of antifungal agents for treatment and control measures.</p> <p><b>Key words:</b> <i>Guiera senegalensis</i>, antifungal activity, phytochemicals.</p>
<p>S.A. Tijjani GICICHLR1805064</p>	<p><b>Investigation On The Prevalance Of Nutrition On The Onset Of Menopause Among Women Working At Kaduna Polytechnic</b></p> <p>S.A. Tijjani Dept. Of Nutrition And Dietetics, College Of Science And Technology Kaduna Polytechnic, Kaduna State, Nigeria.</p> <p>M.L. Aliyu, Dept. Of Nutrition And Dietetics, College Of Science And Technology Kaduna Polytechnic, Kaduna State, Nigeria.</p> <p>H.J. Umar, Dept. Of Nutrition And Dietetics, College Of Science And Technology Kaduna Polytechnic, Kaduna State, Nigeria.</p> <p><b>Email:</b> Safiyaaliyutijjani@Gmail.Com.,Maimunabd@Gmail.Com,Hjumar@Gmail.Com.</p> <p><b>Abstract</b></p> <p>Good nutrition is essential during any part of life, but particularly during the menopausal transition. A survey was conducted on the: "Prevalence of Nutrition on the Onset of Menopause among women working in Kaduna Polytechnic". Questionnaire was designed for demographic, anthropometry, and dietary intake of the women. Instrument was validated and a pilot study conducted before definitive study was carried out. One hundred and forty respondents (140) were used for this study. Data on dietary habit, food frequency was used to assess eating habit; body mass index compared with WHO reference. Research revealed majority of the women's dietary habit is more of carbohydrates and protein, low intake of fruits and vegetable, little or no soy food products. Nearly half (42.1%) of the women were overweight while 33.6% are obese. Almost all of the women experienced various kinds of menopausal symptoms; common are hot flashes 42.1% and body pains 30.7% and vaginal dryness 29.1%. women used different kinds of supplements notably calcium 28.5%, vitamins 21.4% and herbs 14.3% to cushion the severe effect of the symptoms.. Findings conclude that there is lack of awareness on the importance of nutrition in relation to the onset of menopause among some of the women. Women were recommended to</p>

4th ICHLSR Malaysia - International Conference on Healthcare & Life-Science Research, 06-07 May 2018

Scholar's Inn, Universiti Teknologi Malaysia (UTM), Kuala Lumpur, Malaysia

	<p>consume food from natural sources than supplements in order to obtain recommended dietary intake. Regular exercise, routine BMI monitoring should be encouraged and the establishment of community menopause clinic for the betterment of the menopausal women in order to promote longevity. <b>Keywords: Menopause, Nutrition, Symptoms.</b></p>
 <p style="text-align: center;"><b>Javed Hussan</b> GICICHLR1805067</p>	<p style="text-align: center;"><b>State of Peoples Access to Haor in terms of livelihood in Biswambharpur Upazila of Sunamganj</b></p> <p style="text-align: center;"><b>Javed Hussan</b> <b>Affiliation: Public Administration, Shahjalal University of Science and Technology, Sylhet, Bangladesh</b></p> <p style="text-align: center;"><b>Abstract</b></p> <p>Bangladesh has many natural resources those may contribute to the well-being of humanity and the better life of the people. People access to the natural resources plays significant role in the sustainable development of the planet. Bangladesh possesses many natural resources with various wetlands, including rivers, haors, Baors, and ponds etc. There are many haors located in the districts of Sunamganj, Habiiganj, Netrakona, Kishoreganj, Sylhet, Moulvibazar and Brahmanbaria. The study has initiated at Bishwambharpur upzila in Sunamgonj district of Bangladesh to identify the nature and pattern of accessibility to Haor resources by the people living in poverty and to recognize the factors hindering people's access to Haor resources and their impacts on people's livelihood. Qualitative method has conducted to achieve the objectives of this research. Both Primary and Secondary data, enrich this study greatly. Four FGD (Focus Group Discussion) consist of 10 to 12 respondents in each FGD, Six Key Informant Interviews (KII), Ten In-depth Interviews and Thirty Interview of citizens of Bishwambharpur upzila have used as the techniques of collecting data from primary sources. The government of Bangladesh legislates specific plan and policy to manage these vast areas of haor. Although government's first and foremost inclination is to collect revenue by giving lease of a haor to the genuine fishermen's organization. But in reality, the government policy has closed the door for genuine poor fishermen's organization to take lease of haor and opened the accessibility for the rich people of the society. Because, lease taking organization of Khorchar Haor has to pay BDT 11, 71,734 out of BDT 13, 52,000 within a year which is completely impossible for the genuine fishermen's organization. The government policy has mentioned that the fishermen's organization should consist of genuine fishermen for getting the lease of a haor, but in reality fishery owner, hatchery owner, rich people and politically influential men form fishermen's organization and take the lease of haor easily. The Government policy has described that in rainy season people can get access to the water of surrounding areas of people's lands and also an outside area of the main leasing spot which is commonly known as Beel but the study finds people have no open access in Angaruli haor at their lands and very limited access in Khorchar Haor in time of that season. The study also finds that government officials capture the Current Jaal (net) of poor fishermen, but they overlook the haor dewatering by lease taker. The study has found, ceasing the permission of lease and declaring haor as sanctuary will ensure the access of poor genuine fishermen to haor and it will save the flora and fauna of haor. Constituting fishermen oriented plan and policy are mandatory to ensure the accessibility of the genuine fishermen.</p>
<p style="text-align: center;"><b>Dr. Nisha Saxena</b> GICICHLR1805068</p>	<p style="text-align: center;"><b>Voyage of Ionic Liquids from Promising Green Solvents to Pharmaceutical Applications</b></p> <p style="text-align: center;"><b>Dr. Nisha Saxena</b></p>

**4th ICHLSR Malaysia - International Conference on Healthcare & Life-Science Research, 06-07 May 2018**

Scholar's Inn, Universiti Teknologi Malaysia (UTM), Kuala Lumpur, Malaysia



	<p>M. R. M. College, L. N. Mithila University Darbhanga, Bihar, India</p> <p style="text-align: center;"><b>Abstract</b></p> <p>In last two decades Green Chemistry becomes an intriguing and more demanding science to produce outstanding results while preserving many safety concerns. It provides the revolutionary concept of environmentally benign synthetic procedures. In this perspective, ionic liquids have gained excellent reputation as a possible 'green' substitute to more volatile organic solvents. Their tunable polarity and recyclability potential along with negligible vapour pressure, wide liquid ranges circumvent many of the problems associated with common organic solvents. All these aspects promote the organic synthesis in Ionic liquids and extend its applicability in many other areas too especially for various potential applications in the pharmaceuticals and biotechnology industry.</p> <p>On the other hand Heterocyclic components are well known structural motifs in many pharmaceutically active substances and natural products. Their importance in medicinal chemistry accelerates their synthesis via greener and cost effective manner.</p> <p>In view of this, multicomponent reactions (MCRs) were found significant class of tandem reactions owe to their extremely flexible and selective nature which can be exploited for rapidly generating huge libraries of biologically important molecules.</p> <p>In the present work we collate the above mentioned understanding by synthesizing hexahydro-1H-quinazoline-2-thiones and aryl-14H-dibenzo[a,j]xanthenes. This fulfils our interest of the development of competent synthetic protocols for the synthesis of low molecular weight compounds by employing the catalytic potential of ionic liquid in MCRs following the green objectives for construction of heterocyclic rings.</p> <p>The quinazolines have already been found to possess potential antibacterial activity and can act as calcium antagonists, which make the current study significant for the medicinal synthetic chemists as well.</p>
<p>Ahmad Kareem GICICHLR1805069</p>	<p style="text-align: center;"><b>Bridging the Theory-Practice Gap: Exploring Students Perceptions of Studying Mathematics to Learn Safe Dosage</b></p> <p style="text-align: center;">Ahmad Kareem Med University of Calgary in Qatar</p> <p style="text-align: center;">Diana White MN University of Calgary in Qatar</p> <p style="text-align: center;">Mina Mohammadpour University of Calgary in Qatar</p> <p style="text-align: center;">Yaman Khaled University of Calgary in Qatar</p> <p style="text-align: center;">Nurul Rizkika University of Calgary in Qatar</p> <p style="text-align: center;"><b>Abstract</b></p> <p>Statement of the Problem: There is a dearth of guidance within the nursing literature to support teachers to develop pedagogical methods to help improve students' arithmetic competence. Moreover, the challenge of teaching math skills to student nurses in Qatar is particularly difficult because there is little standardization of curricula in secondary education. High school curriculum diversity results in a population of nursing students with extremely varied</p>

4th ICHLSR Malaysia - International Conference on Healthcare & Life-Science Research, 06-07 May 2018

Scholar's Inn, Universiti Teknologi Malaysia (UTM), Kuala Lumpur, Malaysia

	<p>math competency. All this complexity is made more so within ongoing controversy among nurses themselves about the utility of arithmetic within current medication dispensing and administration systems. Thus the aim of this study is to describe nursing students' perspectives on learning math for medication calculations in a Canadian Nursing Program in Qatar.</p> <p><b>Methodology &amp; Theoretical Orientation:</b> The research design is qualitative using Interpretive Description. Data was collected using focus group interviews with students who are learning the math for medication calculations and who have also completed a similar course of study. Interpretive description allows for the opportunity to discover, reconstruct and hence create a mental picture of the phenomenon under question.</p> <p><b>Conclusion &amp; Significance:</b> Several themes emerge from the data such as: 1. Lack of nursing student's confidence within the clinical settings; 2. Lack of self-directness to uptake math knowledge; 3. Incongruence amongst clinical instructors with applied math practice, and; 4. Acquiescence of staff nurses.</p>
<p>Ahmad Kareem Med GICICHLRSR1805070</p>	<p style="text-align: center;"><b>Bridging the Theory-Practice Gap: Exploring Students Perceptions of Studying Mathematics to Learn Safe Dosage</b></p> <p style="text-align: center;">Ahmad Kareem Med University of Calgary in Qatar</p> <p style="text-align: center;">Diana White MN University of Calgary in Qatar</p> <p style="text-align: center;">Mina Mohammadpour University of Calgary in Qatar</p> <p style="text-align: center;">Yaman Khaled University of Calgary in Qatar</p> <p style="text-align: center;">Nurul Rizkika University of Calgary in Qatar</p> <p style="text-align: center;"><b>Abstract</b></p> <p><b>Statement of the Problem:</b> There is a dearth of guidance within the nursing literature to support teachers to develop pedagogical methods to help improve students' arithmetic competence. Moreover, the challenge of teaching math skills to student nurses in Qatar is particularly difficult because there is little standardization of curricula in secondary education. High school curriculum diversity results in a population of nursing students with extremely varied math competency. All this complexity is made more so within ongoing controversy among nurses themselves about the utility of arithmetic within current medication dispensing and administration systems. Thus the aim of this study is to describe nursing students' perspectives on learning math for medication calculations in a Canadian Nursing Program in Qatar.</p> <p><b>Methodology &amp; Theoretical Orientation:</b> The research design is qualitative using Interpretive Description. Data was collected using focus group interviews with students who are learning the math for medication calculations and who have also completed a similar course of study. Interpretive description allows for the opportunity to discover, reconstruct and hence create a mental picture of the phenomenon under question.</p> <p><b>Conclusion &amp; Significance:</b> Several themes emerge from the data such as: 1. Lack of nursing student's confidence within the clinical settings; 2. Lack of self-directness to uptake math knowledge; 3. Incongruence amongst clinical instructors with applied math practice, and; 4. Acquiescence of staff nurses.</p>
<p>Mina Mohammadpour</p>	<p style="text-align: center;"><b>Bridging the Theory-Practice Gap: Exploring Students Perceptions of</b></p>

**4th ICHLSR Malaysia - International Conference on Healthcare & Life-Science Research, 06-07 May 2018**

Scholar's Inn, Universiti Teknologi Malaysia (UTM), Kuala Lumpur, Malaysia

GICICHLSR1805071	<p style="text-align: center;"><b>Studying Mathematics to Learn Safe Dosage</b></p> <p style="text-align: center;"><b>Ahmad Kareem Med</b> University of Calgary in Qatar</p> <p style="text-align: center;"><b>Diana White MN</b> University of Calgary in Qatar</p> <p style="text-align: center;"><b>Mina Mohammadpour</b> University of Calgary in Qatar</p> <p style="text-align: center;"><b>Yaman Khaled</b> University of Calgary in Qatar</p> <p style="text-align: center;"><b>Nurul Rizkika</b> University of Calgary in Qatar</p> <p style="text-align: center;"><b>Abstract</b></p> <p><b>Statement of the Problem:</b> There is a dearth of guidance within the nursing literature to support teachers to develop pedagogical methods to help improve students' arithmetic competence. Moreover, the challenge of teaching math skills to student nurses in Qatar is particularly difficult because there is little standardization of curricula in secondary education. High school curriculum diversity results in a population of nursing students with extremely varied math competency. All this complexity is made more so within ongoing controversy among nurses themselves about the utility of arithmetic within current medication dispensing and administration systems. Thus the aim of this study is to describe nursing students' perspectives on learning math for medication calculations in a Canadian Nursing Program in Qatar.</p> <p><b>Methodology &amp; Theoretical Orientation:</b> The research design is qualitative using Interpretive Description. Data was collected using focus group interviews with students who are learning the math for medication calculations and who have also completed a similar course of study. Interpretive description allows for the opportunity to discover, reconstruct and hence create a mental picture of the phenomenon under question.</p> <p><b>Conclusion &amp; Significance:</b> Several themes emerge from the data such as: 1. Lack of nursing student's confidence within the clinical settings; 2. Lack of self-directness to uptake math knowledge; 3. Incongruence amongst clinical instructors with applied math practice, and; 4. Acquiescence of staff nurses.</p>
<b>Yaman Khaled</b> GICICHLSR1805072	<p style="text-align: center;"><b>Bridging the Theory-Practice Gap: Exploring Students Perceptions of Studying Mathematics to Learn Safe Dosage</b></p> <p style="text-align: center;"><b>Ahmad Kareem Med</b> University of Calgary in Qatar</p> <p style="text-align: center;"><b>Diana White MN</b> University of Calgary in Qatar</p> <p style="text-align: center;"><b>Mina Mohammadpour</b> University of Calgary in Qatar</p> <p style="text-align: center;"><b>Yaman Khaled</b> University of Calgary in Qatar</p> <p style="text-align: center;"><b>Nurul Rizkika</b> University of Calgary in Qatar</p>

**4th ICHLSR Malaysia - International Conference on Healthcare & Life-Science Research, 06-07 May 2018**

Scholar's Inn, Universiti Teknologi Malaysia (UTM), Kuala Lumpur, Malaysia

	<p style="text-align: center;"><b>Abstract</b></p> <p><b>Statement of the Problem:</b> There is a dearth of guidance within the nursing literature to support teachers to develop pedagogical methods to help improve students' arithmetic competence. Moreover, the challenge of teaching math skills to student nurses in Qatar is particularly difficult because there is little standardization of curricula in secondary education. High school curriculum diversity results in a population of nursing students with extremely varied math competency. All this complexity is made more so within ongoing controversy among nurses themselves about the utility of arithmetic within current medication dispensing and administration systems. Thus the aim of this study is to describe nursing students' perspectives on learning math for medication calculations in a Canadian Nursing Program in Qatar.</p> <p><b>Methodology &amp; Theoretical Orientation:</b> The research design is qualitative using Interpretive Description. Data was collected using focus group interviews with students who are learning the math for medication calculations and who have also completed a similar course of study. Interpretive description allows for the opportunity to discover, reconstruct and hence create a mental picture of the phenomenon under question.</p> <p><b>Conclusion &amp; Significance:</b> Several themes emerge from the data such as: 1. Lack of nursing student's confidence within the clinical settings; 2. Lack of self-directness to uptake math knowledge; 3. Incongruence amongst clinical instructors with applied math practice, and; 4. Acquiescence of staff nurses.</p>
<p style="text-align: center;"><b>Nurul Rizkika</b> <b>GICICHLR1805073</b></p>	<p style="text-align: center;"><b>Bridging the Theory-Practice Gap: Exploring Students Perceptions of Studying Mathematics to Learn Safe Dosage</b></p> <p style="text-align: center;"><b>Ahmad Kareem Med</b> University of Calgary in Qatar</p> <p style="text-align: center;"><b>Diana White MN</b> University of Calgary in Qatar</p> <p style="text-align: center;"><b>Mina Mohammadpour</b> University of Calgary in Qatar</p> <p style="text-align: center;"><b>Yaman Khaled</b> University of Calgary in Qatar</p> <p style="text-align: center;"><b>Nurul Rizkika</b> University of Calgary in Qatar</p> <p style="text-align: center;"><b>Abstract</b></p> <p><b>Statement of the Problem:</b> There is a dearth of guidance within the nursing literature to support teachers to develop pedagogical methods to help improve students' arithmetic competence. Moreover, the challenge of teaching math skills to student nurses in Qatar is particularly difficult because there is little standardization of curricula in secondary education. High school curriculum diversity results in a population of nursing students with extremely varied math competency. All this complexity is made more so within ongoing controversy among nurses themselves about the utility of arithmetic within current medication dispensing and administration systems. Thus the aim of this study is to describe nursing students' perspectives on learning math for medication calculations in a Canadian Nursing Program in Qatar.</p> <p><b>Methodology &amp; Theoretical Orientation:</b> The research design is qualitative using Interpretive Description. Data was collected using focus group interviews with students who are learning the math for medication</p>

**4th ICHLSR Malaysia - International Conference on Healthcare & Life-Science Research, 06-07 May 2018**

Scholar's Inn, Universiti Teknologi Malaysia (UTM), Kuala Lumpur, Malaysia

	<p>calculations and who have also completed a similar course of study. Interpretive description allows for the opportunity to discover, reconstruct and hence create a mental picture of the phenomenon under question.  <b>Conclusion &amp; Significance:</b> Several themes emerge from the data such as: 1. Lack of nursing student's confidence within the clinical settings; 2. Lack of self-directness to uptake math knowledge; 3. Incongruence amongst clinical instructors with applied math practice, and; 4. Acquiescence of staff nurses.</p>
<p style="text-align: center;"><b>Ami Febriza</b> GICICHLSR1805075</p>	<p style="text-align: center;"><b>Relationship between Adiponectin Levels with BMI and Waist Circumferences in Obese Adolescents</b></p> <p style="text-align: center;"><b>Ami Febriza</b> Medical Faculty, University of Muhammadiyah Makassar, Makassar, Indonesia</p> <p style="text-align: center;"><b>Nurpudji A Taslim</b> Medical Faculty, University of Muhammadiyah Makassar, Makassar, Indonesia</p> <p style="text-align: center;"><b>Ilhamjaya Patellongi</b> Medical Faculty, University of Muhammadiyah Makassar, Makassar, Indonesia</p> <p style="text-align: center;"><b>Abstract</b></p> <p>Obesity is now believed to be a low-grade chronic inflammatory process, which is a risk factor for metabolic disorders, diabetes mellitus and coronary heart disease. Early stages of the inflammatory process can be detected through adiponectin levels. This study aims to compare the difference adiponectin levels in obese and non-obese adolescents (normoweight) and the relationship between adiponectin levels with body mass index (BMI) and waist circumference. <b>Methods:</b> The study design was cross-sectional with a total sample of 49 adolescents, consisted of 28 obese adolescents and 21 non-obese adolescents (normoweight). They were selected by purposive sampling. BMI criteria determined by the threshold Z-Score in Standard Child Nutrition Status Anthropometric Assessment Ministry of Health, while the waist circumference category is determined by Waist Circumference for Hong Kong Chinese Children. <b>Results:</b> It results showed that there were differences in levels of adiponectin in obese and non-obese adolescents (normoweight), which adiponectin levels in obese adolescents is lower than non-obese adolescents (normoweight) (<math>3.56 \pm 1.41</math> mg/L vs <math>4.85 \pm 2.01</math> mg/L). There is a negative correlation between BMI and adiponectin levels (<math>p=0.003</math>, <math>r=-0.389</math>). There is also a negative correlation between waist circumference with adiponectin levels (<math>p=0.020</math>, <math>r= -0.294</math>). Compared to waist circumference, BMI has the greatest correlation to decreased levels of adiponectin. <b>Conclusion:</b> It is concluded that there is difference between adiponectin levels in obese and non-obese adolescents. The adiponectin levels is found to be lower in obese than non-obese adolescents.  <b>Keywords—</b> obesity, inflammation, adiponectin, adolescents, BMI, waist circumferences</p>





Hongwei Wan  
GICICHLSR1805078

**Weight loss and associated factors among head and neck cancer patients undergoing particle therapy**

Hongwei Wan

Department of Nursing, Shanghai Proton and Heavy Ion Center, China

Zhihong Zhang

Department of Nursing, Shanghai Proton and Heavy Ion Center, China

Yu Zhu

Department of Nursing, Shanghai Proton and Heavy Ion Center, China

**Abstract**

**Aim:** This study aims to evaluate the impact of particle therapy on weight loss, and examine the factors associated with weight loss among head and neck patients undergoing particle therapy.

**Methods:** Patients with head and neck cancer who received particle therapy were enrolled from May 2015 to June 2016. Multiple linear regression analysis was performed to investigate the association between percentages of weight loss during particle therapy and patients' demographic, clinical characteristic, pre-therapeutic nutrition risk, BMI and total score of toxicities.

**Results :** Overall, 126 adult patients undergoing particle therapy were included. Critical weight loss (weight loss >5%) occurred in 20% of the patients, and the mean weight loss was 1.4kg (2%) during particle therapy. None of acute toxicities were greater than Grade 2, except for Grade 3 oral mucositis in 7.1% of the patients. Results of multiple linear regression indicated that only radiotherapy modality (95% CI:-7.934--2.917, P<0.001) and total toxicity score (95% CI: -1.348--0.449, P<0.001) were significantly related to weight loss during particle therapy among head and neck cancer patients.

**Conclusions:** Weight loss and toxicities were less severe during particle therapy compared with conventional radiotherapy. However, it is still crucial that early nutrition intervention should be implemented for patients with combined particle and photon therapy or severe toxicities, who were at high risk of weight loss.

**Key words:** Head and neck cancer; Particle therapy; Radiotherapy; Weight loss; Toxicity

D.R.N.K.K.Dissanayake  
GICICHLSR1805079

**Knowledge and Attitudes towards suicidal behavior among people in Kahatagasdigiliya.**

D.R.N.K.K.Dissanayake

Health Promotion Division, Department of Biological Sciences, Faculty of Applied Sciences, Rajarata University of Sri Lanka, Sri Lanka.


**Abstract**

**Introduction:** Increasing suicide rate is a vital global health issue and there has been a significant increase in some developing countries including Sri Lanka. Knowledge and Attitudes are major determinants which linked with this issue. Health promotion approach to address determinants of suicide is significant. Purpose of this study was to determine the current status of knowledge and attitudes towards suicidal behavior among people in Kahatagasdigiliya

**Methods:** Design of this study was descriptive cross sectional study. Data were collected by using a well-structured Interviewer-administered questionnaire with open ended questions and an attitudinal scale. This was completed from

**4th ICHLSR Malaysia - International Conference on Healthcare & Life-Science Research, 06-07 May 2018**

Scholar's Inn, Universiti Teknologi Malaysia (UTM), Kuala Lumpur, Malaysia

	<p>randomly selected people over 18 years of age in Kahatagasdigiliya by principal investigator. Descriptive statistical methods were used for analysis and it was performed by using SPSS software.</p> <p><b>Results:</b> 23% of the respondents had a good knowledge on suicide. Only 30% of the respondents had a good awareness on legal aspects of suicide. A majority (90%) had identified youth as the most risk group for suicide. Almost 90% of the respondents had an attitude, suicide as a crime. And 63% were perceived that person who committing suicide never reveals the intention, with the most (80%) perceived that no need to bother about saved person from suicide. Only 66% had an attitude on suicide runs in families.</p> <p><b>Conclusion:</b> People over 18 years of age in Kahatagasdigiliya had poor knowledge and negative attitudes towards suicidal behavior.</p> <p><b>Key words:</b> suicide, knowledge, attitudes, health promotion</p>
 <p>Sabuj Kanti Mistry GICICHLR1805082</p>	<p><b>Role of husband forum in nutrition knowledge sharing by the husbands with their wives</b></p> <p>Sabuj Kanti Mistry Research and Evaluation Division, BRAC, Dhaka, Bangladesh</p> <p>Fahmida Akter Research and Evaluation Division, BRAC, Dhaka, Bangladesh</p> <p>Md. Belal Hossain Research and Evaluation Division, BRAC, Dhaka, Bangladesh</p> <p>Fouzia Khanam Research and Evaluation Division, BRAC, Dhaka, Bangladesh</p> <p>Mahfuzar Rahman Research and Evaluation Division, BRAC, Dhaka, Bangladesh</p> <p><b>Abstract</b></p> <p>Proper nutrition of pregnant and lactating women is very important and husbands of those women often being the decision makers in the family can play a crucial role. BRAC initiated maternal nutrition initiatives (MNI) in 10 sub-districts of Bangladesh and incorporated husband forum as a component since June 2015. It includes group discussion including the husbands using audio-visual aids, distribution of money and a packet of seed. Husbands would join two meetings during the pregnancy period of their wives. We assessed whether they shared the gathered knowledge to their wives. The study was cross-sectional and involved 1027 participants who attended one or more forum. Half of the participants reported that using posters were effective and around 40% believed that oral discussion and giving packet of seed was effective. Nearly 60% said that they discussed about the consumption of recommended types and amounts of nutritious foods while 30% said they discussed about consumption of diversified foods with their wives following the forum. Also, around 80% respondents reported that they suggested their wives to take iron-folic acid and calcium tablet, taking rest and avoid heavy works. However, only half reported that they discussed about early initiation of breastfeeding, exclusive breastfeeding for 6 months and monitoring weight gain with their wives. Majority of the participants also reported that they were spending more money buying nutritious and diversified foods following the forum. Overall, husband forum is an effectively medium to reach husbands and the intervention need to be scaled up in broad scale.</p> <p><b>Key-words:</b> husband forum; maternal nutrition initiative; audio-visual aids;</p>

4th ICHLSR Malaysia - International Conference on Healthcare & Life-Science Research, 06-07 May 2018

Scholar's Inn, Universiti Teknologi Malaysia (UTM), Kuala Lumpur, Malaysia



 <p><b>Naym Uddin</b> GICICHLSR1805084</p>	<p><b>exclusive breastfeeding</b></p> <p><b>Influence of Social Media and Peer Group on Smoking among Selected Public &amp; Private University Students in Urban Dhaka</b></p> <p><b>Naym Uddin</b> Public Health, North South University, Dhaka, Bangladesh</p> <p><b>Abstract</b></p> <p><b>Background:</b> Smoking is of the major life style risk factors for many health conditions and a major public health problem. Smoking among university students is an issue of concern. Previous study shown that smoking initiation is related to peer group influence and social media advertisements. Social media sites like Facebook, Youtube are very popular among young generation and Tobacco Companies are using social media and peer influence smartly. <b>Objective:</b> This study aims to determine influence of social media &amp; peer groups in smoking among university students. <b>Methods:</b> A cross-sectional study with mixed method approach and included students of two public and private students in Dhaka. Six hundred students were included in the study and sample size was calculated using fisher statistical formula with 95% confidence interval level and 5% precision/margin. A structured questionnaire was administered among equally distributed sampled students in all four universities for collecting the information. For the qualitative part, 12 in depth interviews were conducted with students using an interview schedule. Analyses were done for the descriptive statistics and tests of significance were performed to evaluate the associations between and within variables. <b>Result:</b> Among 600 university students, the mean age of the students were 22 years and the prevalence of smoking was 34% among them 39% smoked daily. Students in sampled universities showed that 61% of them started smoking between the ages of 16-19 years. There is significant effect of peer group on initiation (46%) of smoking. The results also revealed that about half of the students used social media like Facebook (48%) and Youtube (47%). About 40% of the students started their smoking behavior while residing at hostel, mess or hall (dormitory). The smokers significantly liked more of the postings on smoking rather than other issues such as profile picture, video celebrity post, blog post, than the non-smokers (<math>P&lt;0.05</math>). The results also indicated that there was significant association (<math>P&lt;0.01</math>) between consumption of smoking and average hours spent with friends per day. The students interests to join and add their friends to social media groups which promoted smoking cessation were found to be significantly higher (<math>P&lt;0.05</math>). <b>Conclusion:</b> The study indicates the high prevalence of smoking cigarettes among the university students in Bangladesh and there is clear evidence of effect of social media and peer group on smoking. University students are likely to be active on social media, therefore, the platform may be used to reach this group with strategic tobacco control messages.</p>
<p><b>Taishun Li</b> GICICHLSR1805085</p>	<p><b>Estimation of diagnostic test characteristics and prevalence of Tuberculosis using a Bayesian approach</b></p> <p><b>Taishun Li</b> Department of Epidemiology &amp; Biostatistics, School of Public Health, Southeast University, Nanjing , China</p> <p><b>Abstract</b></p> <p><b>Background</b></p> <p>Bayesian model plays an important role in diagnostic test evaluation in the absence of without gold standard, which used external prior distribution of parameter combined with sample data to yield the posterior distribution of</p>

**4th ICHLSR Malaysia - International Conference on Healthcare & Life-Science Research, 06-07 May 2018**

Scholar's Inn, Universiti Teknologi Malaysia (UTM), Kuala Lumpur, Malaysia

the test characteristics. However, the correlation between diagnostic tests has always been a problem that can not be ignored in Bayesian model evaluation, this study will discuss how different Bayesian model, correlation scenarios, prior distribution affect the outcome.

**Method**  
The data analyzed in this study was gathered during studies of patients presenting to the Nanjing Chest Hospital with suspected Tuberculosis. Diagnostic character of T-SPOT.TB and Anti-mycobacterium tuberculosis antibody test were evaluated in different Bayesian model, and discharge diagnosis as a gold standard were used to verify and compare the model results in the end.

**Result**  
The comparison of four models under conditional independence situation found that Bayesian probabilistic constraints model was consistent with Bayesian traditional model, the results was mainly affected by prior information, the sensitivity and specificity for the two tests in model PT were considerably higher than was predicted in model PP. The tuberculosis prevalence was estimated to be 63.6% (95% credible interval 58.8%-69.7%) in model PT, were considerably higher than model PP (53.4%, 95% credible interval 50.6 %-56.2%). The result of the four model under conditional dependence situation were similar to the conditional independence situation, p<sub>D</sub> is also negative with no prior constraints in both model NP and NT. The DIC of model PP are close to model PT, but p<sub>D</sub> of model PT (p<sub>D</sub>=2.40) were higher than model PP (p<sub>D</sub>=1.66).

**Conclusion**  
The result of model PT in conditional independence situation was closest to the result of gold standard evaluation in our data, some factors, such as model difference, prior distribution, correlation coefficient, should be considered in the method selection, the accuracy of results depending on the realistic resources and practical operability.



**Fakhira Dwi Awliyawati Saleh**  
GICICHLR1805089

**Integrating Sexual Reproductive Health in Universal Health Coverage: Indonesia, Thailand and Nepal.**

**Fakhira Dwi Awliyawati Saleh.**  
University of Indonesia, Indonesia.

**Restu Anandya Palupi.**  
University of Indonesia, Indonesia.

**Abstract**

**Background**

Universal Health Coverage (UHC) is a transformation in health system which started to be adopted by many countries. In the middle of its successfulness in raising the health care access for all parties, there is a core issue to be concerned. The assumption of universality will automatically result in equity on the frame of UHC is invalid. In concept of equity required a consideration of gender perspective, women generally have more needs to access the health care provider due to their sexual complexity compared to men.

**Objective**


The aim of this paper is to compare how sexual reproduction health right integrated with universal health coverage in Indonesia, Thailand and Nepal.

**Methods**

This narrative review was based on search for all literatur related with Sexual Reprroductive Health Right (SRHR) and Universal Health Coverage from three countries that are compared: Indonesia, Thailand and Nepal.

**4th ICHLSR Malaysia - International Conference on Healthcare & Life-Science Research, 06-07 May 2018**

Scholar's Inn, Universiti Teknologi Malaysia (UTM), Kuala Lumpur, Malaysia

	<p><b>Result</b> Indonesia, Thailand and Nepal were the countries that implemented universal health coverage practice. Benefit package compared to this paper are limited to sex education and adolescent reproductive health, family planning, essential obstetric services, abortion and complications of abortion, reproductive tract cancers, and infertility.</p> <p><b>Conclusion</b> Nepal is one of the countries which strongly committed in integrating SRHR to UHC framework. In formulating policies it is important to look at the elements of equity, affirmative health policy, and evidence-based policies.</p> <p><b>Keywords:</b> Health Policy, Sexual Reproductive Health, Universal Health Coverage, Women Right.</p>
<p><b>Meisam Zargar</b> GICICHLR1805080</p>	<p><b>Herbicide Resistance Development: Challenges and management approaches</b></p> <p><b>Meisam Zargar</b> Department of Agro-Biotechnology, Institute of Agriculture, RUDN University, Moscow, 117198, Russia</p> <p><b>Elena Pakina</b> Department of Agro-Biotechnology, Institute of Agriculture, RUDN University, Moscow, 117198, Russia</p> <p><b>Maryam Bayat</b> Department of Agro-Biotechnology, Institute of Agriculture, RUDN University, Moscow, 117198, Russia</p> <p><b>Abstract</b> Herbicides are used globally to suppress weeds in cropping systems. This paper attempts to a greater integration of ideas into the development of herbicide resistance. This may lead researchers to focus less on simply defining herbicide resistance and more towards comprehensive investigations of the resistance development. Weed scientists and evolutionary biologists have to join together towards more integrated understanding of resistance. This approach is likely to simplify the design of innovative solutions to the herbicide resistance challenges. Chemical herbicides exert a high selection pressure on weed fitness, and the diversity of weed community's changes over time in response to both herbicides and other strategies imposed on them. Repeatedly and intensively, the use of herbicides with the same mode of action may swiftly result in population shifts to tolerant, difficult to suppress and ultimately the development of herbicide-resistant weeds, particularly in absence of using herbicides with different modes of action. Weed scientists and evolutionary biologists have to join together towards more integrated understanding of resistance. This approach is likely to simplify the design of innovative solutions to the herbicide resistance challenges.</p> <p><b>Key Words:</b> weed fitness, herbicide resistance, selection, mode of action, diversity</p>
 <p><b>Made Indra Wijaya</b></p>	<p><b>Improving hand hygiene adherence using combined WHO multimodal strategy and IHI virtual breakthrough series collaborative</b></p> <p><b>Made Indra Wijaya</b> Phd Medical Science, Cyberjaya University College of Medical Sciences (CUCMS), Cyberjaya, Selangor Darul Ehsan, Malaysia</p> <p><b>Abstract</b> Siloam Hospitals (SHs) implemented the Institute for Healthcare</p>

**4th ICHLSR Malaysia - International Conference on Healthcare & Life-Science Research, 06-07 May 2018**

Scholar's Inn, Universiti Teknologi Malaysia (UTM), Kuala Lumpur, Malaysia

<b>GICICHLR1805081</b>	<p><b>Improvement (IHI) virtual breakthrough series (VBTS) collaborative to overcome geographical barrier in 22 SHs across Indonesian Archipelago since April 2015 until December 2017. It consists of prework, action phase, and continuous improvement. The change package used was the five key elements of the WHO multimodal hand hygiene improvement strategy. Inter-rater reliability test revealed that raw agreement (percent) and kappa were 91.4% and 0.816 respectively. Analysis of variance showed a main effect of the VBTS collaborative on hand hygiene adherence, <math>F(3, 84) = 190.525, P &lt; 0.001, \eta^2 = 0.871</math>. Post-hoc analyses using Bonferroni indicated that hand hygiene adherence in first semester was significantly lower than second semester, third semester, and fourth semester (<math>p &lt; 0.001</math> for all comparisons to the first semester). The VBTS collaborative significantly improved hand hygiene adherence in 22 SHs across Indonesian Archipelago and the improvement is sustainable.</b></p> <p><b>Key words: virtual, breakthrough series, hand hygiene, adherence, WHO multimodal, Indonesia</b></p>
------------------------	---

## LISTENERS

<p><b>Badir Zakir</b> Faculty of Medicine, International University of Africa, Khartoum, Sudan <b>GICICHLR1805060</b></p>
<p><b>Hajara Jummai Umar</b> Nutrition And Dietetics, Kaduna Polytechnic Kaduna Nigeria, Kaduna State <b>GICICHLR1805062</b></p>
<p><b>Maimunatu Ladidi Aliyu</b> Nutrition And Dietetics, Kaduna Polytechnic Kaduna Nigeria, Kaduna State <b>GICICHLR1805063</b></p>
<p><b>Maimuna Ladidi Aliyu</b> Nutrition And Dietetics/Kaduna Polytechnic, Kaduna Polytechnic Kaduna Nigeria, Kaduna/Nigeria <b>GICICHLR1805065</b></p>
<p><b>Hajara Jummai Umar</b> Nutrition And Dietetics/Kaduna Polytechnic, Kaduna Polytechnic Kaduna Nigeria, Kaduna/Nigeria <b>GICICHLR1805066</b></p>
<p><b>Hassan Saeednia</b> Medical Sciences, Medical Sciences, Zahedan <b>GICICHLR1805074</b></p>
<p><b>Sahardiid Ali Abdilahi</b> Public Health Science, Jigjiga University, Ethiopia, Jigjiga, Ethiopia <b>GICICHLR1805076</b></p>
<p><b>Easter Belandres</b> Department of Management, Philippine Military Academy, Philippines <b>GICICHLR1805083</b></p>
<p><b>Nofel Asswiel</b> Public Health, Hadhramout Establishment for Human Development (HEHD), Hadhramout, Yemen <b>GICICHLR1805088</b></p>
<p><b>Ojo Sakiru Yomi</b> Engineering, Federal University of Technology Minna Niger State, Mararaba, Nigeria <b>GICICHLR1805086</b></p>

**4th ICHLSR Malaysia - International Conference on Healthcare & Life-Science Research, 06-07 May 2018**

Scholar's Inn, Universiti Teknologi Malaysia (UTM), Kuala Lumpur, Malaysia

## **UPCOMING CONFERENCES**

<https://iaphlsr.org/conference.php>

- » 2nd ICHLSR Lisbon - International Conference on Healthcare & Life-Science Research, 29 May – 30 May, 2018
- » 4th ICHLSR Singapore - International Conference on Healthcare & Life-Science Research, 16 June – 17 June, 2018
- » 2nd ICHLSR Italy - International Conference on Healthcare & Life-Science Research, 11 June - 12 June, 2018
- » 2nd ICHLSR Pattaya - International Conference on Healthcare & Life-Science Research, 30 June - 01 July, 2018
- » ICHLSR Mauritius - International Conference on Healthcare & Life-Science Research, 05 July - 06 July, 2018
- » 4th ICHLSR Bangkok - International Conference on Healthcare & Life-Science Research, 14 July - 15 July, 2018
- » 3rd ICHLSR Bali - International Conference on Healthcare & Life-Science Research, 11 August - 12 August, 2018
- » ICHLSR Sri Lanka - International Conference on Healthcare & Life-Science Research, 27 Oct - 28 Oct, 2018

**4th ICHLSR Malaysia - International Conference on Healthcare & Life-Science Research, 06-07 May 2018**

Scholar's Inn, Universiti Teknologi Malaysia (UTM), Kuala Lumpur, Malaysia