



**Global Research &
Development Services**

CONFERENCE PROCEEDINGS

**15th International Conference on Healthcare & Life-Science Research
(ICHLSR), 24-25 June 2017, Kuala Lumpur, Malaysia**

24-25 June 2017

Conference Venue

University of Malaya, Rumah Kelab PAUM Clubhouse (Persatuan Alumni
Universiti Malaya), Kuala Lumpur, Malaysia

Email: info@iaphlsr.org

<http://iaphlsr.org/>



D.M.E. Wedage
GICICHLSR1704056

Patients' Satisfaction on Patients' Satisfaction on Non Clinical Services in Colombo South Teaching Hospital, Sri Lanka

D.M.E. Wedage
University of Sri Jayewardenepura

R.A.D.R. Priyadarshanie
Colombo South Teaching Hospital

S.R.S.N. Sudasinghe
Sri Lanka Institute of Development of Administration

Abstract

Patients' satisfaction is one of the most important goals of any health system. But it is very difficult to achieve and measure. Patients' feedbacks help to identify potential areas necessary to be improved and accomplishment of which is important to assure the quality of the service. This study aims to evaluate the patients' satisfaction on non - clinical services in the areas including the front office, housekeeping arena and information systems as found in the Colombo South Teaching Hospital, Sri Lanka (CSTH). The proposed model consists of patients' satisfaction as the dependent variable and the responsiveness, physical facilities, waiting time, information system and environment cleanliness as independent variables. The data collection tool was constructed by using existing literature. A stratified random sampling technique has been used to select 100 representative respondents from all the wards. Other than the waiting time which shows negative relationship, all the variables show significant positive relationships with patients' satisfaction. The overall satisfaction in the patients is at an excellent level and half of them were ready to recommend CSTH to others as well. Patients are highly satisfied with the front desk responsiveness on admissions, with the excellent level of physical facilities and cleanliness of the environment of CSTH. The information system of the CSTH is not up to their level of expectation and their unhappiness regarding the long waiting times at every stage badly affect on their satisfaction. An improvement of the information system and reduction of waiting time should be the next concerns of the authorities of the CSTH.

Key words –Patients' satisfaction, Non-clinical services, Waiting time

Sharmin Sultana
GICICHLSR1704059


Discrimination of Bovine and Porcine Sources Gelatins in Confectionary Food Items

Sharmin Sultana
Nanotechnology and Catalysis Research Centre (NANOCAT), University of Malaya, Kuala Lumpur 50603, Malaysia

Md. Eaqub Ali
Nanotechnology and Catalysis Research Centre (NANOCAT), University of Malaya, Kuala Lumpur 50603, Malaysia

Abstract


	<p>Gelatin sources in finished food products have been a highly debated issue because of its sensitivity in various religions, cultures and of course, in public health. To resolve the crisis, numerous analytical methods, such as, chromatographic, immunochemical, spectroscopic and molecular detection techniques, have been proposed to authenticate gelatin origins in various products. Each of these methods can differentiate gelatin origins to some extent but most of them have got numerous disadvantages. Among various molecular techniques, polymerase chain reaction (PCR) assays are greatly promising in terms of amplifying minute levels of target DNA from mixed matrices. Recently, some PCR assays have been documented for gelatin authentication but they are just limited to single component; cannot detect multiple components in a single assay platform. In this paper, we have presented a triplex PCR for the identification of bovine, porcine and eukaryotic contribution in confectionary products.</p>
<p>Sharmin Quazi Bonny GICICHLSR1704060</p>	<p style="text-align: center;">Development of MPN-Multiplex PCR Assay to Discriminate Zoonotic Vibrios</p> <p style="text-align: center;">Sharmin Quazi Bonny Nanotechnology and Catalysis Research Centre (NANOCAT), Institute of Graduate Studies, University of Malaya, Kuala Lumpur 50603, Malaysia</p> <p style="text-align: center;">Thong Kwai Lin Institute of Biological Science, Faculty of Science, University of Malaya, Kuala Lumpur, 50603, Malaysia</p> <p style="text-align: center;">Md. Eaqub Ali Nanotechnology and Catalysis Research Centre (NANOCAT), Institute of Graduate Studies, University of Malaya, Kuala Lumpur 50603, Malaysia</p> <p style="text-align: center;">Abstract</p> <p>Pathogen free safe food is a must for consumer's health and satisfaction. <i>Vibrio parahaemolyticus</i>, <i>V. vulnificus</i>, and <i>V. cholera</i> are the three most notorious zoonotic bacterial pathogens responsible for severe toxic shock syndrome, wound infection, septicemia and cholera, causes health emergency and mortality within a short time. The scarcity of a rapid, accurate, and reliable means for the discriminatory detection of these species significantly limits our capability of fighting and managing them in an effective way. Recently, several maximum probability number polymerase chain reaction (MPN-PCR) based methods have been proposed but they can identify only one bacterial species at a time and thus cannot differentiate all the three species in a single assay platform, crippling the prescription of a specific antibiotic. This study has addressed this research gap by coupling MPN method with Multiplex PCR that are capable of detecting several bacterial species at a time. We hereby described the step by step assay development and successfully discriminated all the vibrios in a single platform.</p>
<p>Ma. Cecilia O. Martinez GICICHLSR1704063</p>	<p style="text-align: center;">Level of compliance of registered nurses to national Core competency standards for a transformed Professional care service program</p> <p style="text-align: center;">Ma. Cecilia O. Martinez College Of Nursing, Pamantasan ng Lungsod ng Maynila, Manila, Philippines</p>


	<p style="text-align: center;">Abstract</p> <p>This study was conducted to determine the level of compliance of 446 registered staff nurses to National Core Competency Standards for a transformed professional care service program. Data were gathered using self-made survey-questionnaire. In addition, Focused Group Discussion (FGD) was done to determine the problems encountered by the respondents in complying with the National Core Competency Standards. The results showed that: generally the registered staff nurse-respondents were Nurse 3 assigned at the General Wards, mostly from Hospital D and with work experience of 1 to 3 years; both respondents rated the nurses with very high level of compliance in Patient Care, Empowering, Enhancing and Enabling Competencies; When grouped according to work position, there was a significant difference on the level of compliance in terms the competency: Patient Care – Communication, Enhancing and Enabling; in terms of unit of practice / department, there was a significant difference on the level of compliance in terms Enabling Competency; in terms of length of work experience as nurse practitioner, there were no significant difference in any of the 4 Competency Standards; in terms of hospital assigned, there was a significant difference in terms of the competencies: Patient Care, Enhancing and Enabling; There was a significant difference in the evaluation of the registered staff nurse-respondents and their supervisors in terms of the competencies: Patient Care – Safe and Quality Nursing Care, Empowering, Enhancing and Enabling; The problems encountered were grouped into 4 major themes which are time constraints, work overload, communication barriers and lack of feedback. It is recommended that: Hospital Administrators to consider the implementation of Transformed Professional Care Service Program; Registered nurses to continue to be familiar with the National Core Competency Standards and update themselves in relation to competencies; Patients must be provided with health education in relation to being active partners in the provision of care through accurate reporting of data and assessment feedback; Future researchers to use this study as reference and to add the patients as the respondents of their study for more comprehensive results.</p>
 <p style="text-align: center;">Saumya Das GICICHLSR1704064</p>	<p style="text-align: center;">Therapeutic Implications of an Isoquinolone Alkaloid Berberine in the Gastrointestinal Tract</p> <p style="text-align: center;">Das Saumya Pharmacy Institute, Noida Institute of Engineering & Technology, Greater Noida, India</p> <p style="text-align: center;">Mazumder Papiya Mitra Department of Pharmaceutical Sciences, Birla Institute of Technology, Mesra, Ranchi, India</p> <p style="text-align: center;">Das Manas Kumar Department of Pharmacy, IEC-CET, Greater Noida, India</p> <p style="text-align: center;">Das Sanjita Pharmacy Institute, Noida Institute of Engineering & Technology, Greater</p>

	<p style="text-align: center;">Noida, India</p> <p style="text-align: center;">Abstract</p> <p>Berberine is a quaternary ammonium salt from the protoberberine group of isoquinoline alkaloids. It is found in such plants as <i>Berberis</i> (<i>Berberis aquifolium</i>, <i>Berberis vulgaris</i>, <i>Berberis aristata</i>, <i>Hydrastis canadensis</i>, <i>Phellodendron amurense</i>, <i>Coptis chinensis</i>, <i>Tinospora cordifolia</i>, <i>Argemone Mexicana</i>). In traditional medicine, berberine is used in the treatment of microbial infections, abdominal spasms and diarrhea. Recent studies have shown that berberine and its derivatives have significant biological effects on gastrointestinal (GI) disorders for the treatment of diarrhea, gastroenteritis and some others like diabetes, hyperlipidemia, cardiovascular diseases and inflammatory conditions. Moreover, preliminary clinical evidence suggests the ability of berberine to reduce endothelial inflammation improving vascular health, even in patients already affected by cardiovascular diseases. This paper presents the therapeutic action of berberine in the treatment of Inflammatory Bowel Diseases (IBD). Therapeutic effect of berberine that may be useful in future clinical treatment, like anti-inflammatory bowel diseases was critically analyzed and presented in detail.</p> <p>Keywords: Isoquinoline alkaloid, Berberine; Gastrointestinal Disorders; Potential Therapeutics.</p>
 <p>Manas Kumar Das GICICHLSR1704066</p>	<p style="text-align: center;">Antidepressant Potential of Isolated Bioactive Compound from <i>Butea Monosperma</i> (Lam.) Kuntze</p> <p style="text-align: center;">Das Manas Kumar Department of Pharmacy, IEC College of Engineering and Technology, Greater Noida, U.P., India</p> <p style="text-align: center;">Mazumder Papiya Mitra Department of Pharmaceutical Sciences and Technology, Birla Institute of Technology, Mesra, Ranchi, Jharkhand, India</p> <p style="text-align: center;">Das Saumya Department of Pharmaceutical Technology, Noida Institute of Engineering and Technology, Greater Noida, Uttar Pradesh, India</p> <p style="text-align: center;">Das Sanjita Department of Pharmaceutical Technology, Noida Institute of Engineering and Technology, Greater Noida, Uttar Pradesh, India</p> <p style="text-align: center;">Abstract</p> <p>Traditional or alternative medicine refers other than orthodox medicine. From time immemorial, plants have been used as curative agents for a variety of ailments. <i>Butea monosperma</i> (Lam.) Kuntze is a commonly used plant in Ayurvedic medicine. <i>Butea monosperma</i> (Palas) belongs to the family Fabaceae, grown widely in many parts of India. Different phytochemical constituents present are carbohydrates, alkaloids, tannins, flavonoids, steroids and terpenoids. <i>Butea monosperma</i> is traditionally used as an antioxidant, antistress, behavior stimulant, antitumor, diuretic, antileprotic, anti-inflammatory, antiulcer, astringent and antihepatotoxic. Its flower is used to treat cases of enlarged spleen, menstrual disturbances, burning sensations and</p>

	<p>eye diseases.</p> <p>Effect of Isolated bioactive compound from Methanol Extract of <i>Butea monosperma</i> (Lam.) Kuntze (BMME) was studied for the duration of immobility by Forced Swim Test (FST) At the dose of 20 mg/kg isolated compound showed significant effect ($p < 0.05$) for duration of immobility when compared with control group of animals.</p> <p>The monoamines are determined in mice brain to find out the altered levels of monoamines. It had been suggested that an increase in both swimming and climbing behaviors in the FST occurs when the animal is treated by a drug which increases NA and DA levels in the nerve terminals. An increase in NA and DA could be by inhibition of MAO activity in the brain.</p> <p>Keywords: Ayurvedic medicine, <i>Butea monosperma</i>, antidepressant, forced swim test, acetylcholinesterase, monoamine.</p>
<p style="text-align: center;">Neriman Zengin GICICHLR1704068</p>	<p style="text-align: center;">Relationship of Comfort Levels with Training In Sexual Counselling Among Midwifery Students</p> <p style="text-align: center;">Neriman Zengin Midwifery Department, Health Science Faculty, Istanbul iversity, Istanbul, Turkey</p> <p style="text-align: center;">Besey Ören Assistant Professor, Sağlık Bilimleri University, Faculty of Health Science, Midwifery Department</p> <p style="text-align: center;">Saadet Yazıcı Associate Professor, Sağlık Bilimleri University, Faculty of Health Science Midwifery Department</p> <p style="text-align: center;">Abstract</p> <p>Introduction and aim: Midwives, as related to their main field of study, should have a good comfort level in factors affecting the sexual life of women and the management of these factors. In accordance with this aim, the study was conducted to examine the comfort levels about providing sexual counselling to midwifery students. Material and method: The study was conducted with 650 students who were the third- and fourth-year students studying in the midwifery department of eight universities in the academic period of 2015-2016 and agreed to participate in the study. The data were collected by a questionnaire examining the socio-demographic characteristics and 16 questions rated through Likert type analyzing the status of comfort in providing counselling about sexual problems. Descriptive statistical methods, parametrical and non-parametrical tests (Kruskal-Wallis analysis of variance and Mann Whitney U test) were used to assess the data and the level of significance was accepted as $p < 0.05$ in the confidence interval of 95%. Results: It was reported that the students had an average age of 21.56 years and 52.4% encountered cases with a sexual problem experience in clinic practice and 55% requested sexual counselling from themselves. A great majority of the students reported that they received a moderate level of training for sexual health (47.7%), their level of knowledge was moderate (46.9%) and their personal values did not affect their comfort levels in sexual counselling (76.2%). The comfort levels of the students who received training on sexual health, indicated that their knowledge level was good, and stated that their personal values did</p>



	<p>not affect their conversations on sexual issues were significantly higher ($p>0.05$). Conclusion: The comfort levels of the students in sexual counselling were affected by the training. Therefore, midwifery students should be supported through training in providing sexual health and counselling.</p>
<div style="text-align: center;">  <p>Indu Nair GICICHLR1704070</p> </div>	<p style="text-align: center;">A Novel Strain Of <i>Pantoea Eucrina</i> Endophyte Of <i>Murraya Koeinigii</i> With Squalene Cyclase Activity</p> <p style="text-align: center;">Indu Nair School Of Biosciences, Mahatma Gandhi University, Kottayam, Kerala, India</p> <p style="text-align: center;">Jayachandran K School of Biosciences, Mahatma Gandhi University, Kottayam, Kerala, India</p> <p style="text-align: center;">Abstract</p> <p>Endophytic microorganisms are potential source of bioactive natural products and contain various enzymes involved in the production of secondary metabolites like cyclic triterpenes. In the present study, medicinal plants producing terpenes were analysed for the production of the enzyme squalene cyclase and to study the presence of this enzyme in the endophyte of the plant. Crude leaf extract of six different medicinal plants were subjected to oxidosqualene cyclase assay. TLC and FTIR analysis of the organic extract after the enzyme assay confirmed the cyclisation product cycloartenol from the linear substrate oxidosqualene. The FTIR representation at 1643cm⁻¹ and 2949.6cm⁻¹ in <i>Murraya koeinigii</i> corresponds to cycloartenol. In the present study the presence of gene encoding squalene hopene cyclase (shc) and its role in endophytes were studied. Four endophytic isolates MKE1, MKE5, MKE15 and MKE18 were obtained from the plant which showed positive results for squalene cyclase activity, and the isolate MKE15 which was identified as <i>Pantoea eucrina</i> was selected for the study. The conversion of squalene to the pentacyclic product hopene or hopanol by the isolate was identified by TLC, HPLC, FTIR and GCMS analysis. The PCR based screening for the shc gene was also done to select the potential endophytic strain. Keywords: Squalene hopene cyclase, Oxido squalene cyclase, <i>Hopenes</i>, <i>Murraya Koeinigii</i>, <i>Pantoea eucrina</i>.</p>
<p style="text-align: center;">Pei Fang Ma GICICHLR1704072</p>	<p style="text-align: center;">Fusion of Molecular Breast Images and Mammograms for Complementary information of Breast Lesions</p> <p style="text-align: center;">Pei-Fang MA M.S. Institute of Medical Sciences, Tzu Chi University</p> <p style="text-align: center;">His-Jian Lee Ph.D. Institute of Medical Sciences, Tzu Chi University</p> <p style="text-align: center;">Abstract</p> <p>Background: Mammography is a commonly screening test to detect breast lesions, especially carcinoma in situ (DCIS). However the sensitivity and specificity of mammography are considerably limited in some subsets of patients, such as women with dense breasts. In recent years, Molecular Breast Imaging (MBI) has been proposed that has a similar sensitivity and more specificity to Magnetic Resonance Imaging (MRI). MBI can react to the areas with abnormal proliferation of cells, and does not be affected by density of</p>

	<p>breasts by molecular behavior.</p> <p>Purpose: The purpose of this study is to fuse different kinds of information from mammograms and molecular breast images with different kinds of information. Fusion information including functional characteristics of MBI and anatomical appearance of Mammography can increase the specificity and positive predictive value (PPV) for lesions on mammograms, and can be used to detect the lesions not identified from mammograms.</p> <p>Materials: Data from 2015~2016 year, the patients who had dense breast underwent clinical MBI followed by mammography. Thirty-seven women (mean age, 52 years; range 30~81 years) with 53 lesions detected on mammography consented to conduct MBI examination. According to pathological reports, 40 lesions were malignant, and 13 were benign.</p> <p>Methods: A landmark-based deformation transform was used to perform non-rigid fusion. We detected feature points and identified the control points of two imaging modalities. Then, we fused two images through thin-plate spline interpolation. Pathology follow-up were used as the reference standard. The sensitivity, specificity, PPV and negative predictive value (NPV) for mammography alone, MBI alone, and fused image were calculated.</p> <p>Result: The sensitivity of mammography alone was 63%, MBI alone was 88%, and fusion was 96%. The PPV was increased from 83% in mammograms alone to 95% when they were fused with molecular breast images. The increase in specificity from 62% to 85% was statistically significant ($p < 0.05$). The false-negative rate on MBI alone was 13%, and after fusion this number was reduced to 6%.</p> <p>Conclusion: The fusion of mammograms and MBI was helpful in detection the lesions which are nonspecific on mammography alone, especially in making sure the malignant areas for breast surgery.</p> <p>Keywords: Molecular Breast Images, Mammograms, Fusion Images, Non-rigid Registration.</p>
 <p style="text-align: center;">Soraya Niha GICICHLSR1704054</p>	<p style="text-align: center;">The Attitude of Middle Adolescents to water pipe smoking in the Municipality of Yala</p> <p style="text-align: center;">Soraya Niha Department Of Midwifery And Newborn, Boromrajonani College Of Nursing, Yala, Muang Yala, Thailand</p> <p style="text-align: center;">Sanuwong, Kawissara The Third Year of Nursing Student. Boromrajonani College of Nursing, Yala Thailand</p> <p style="text-align: center;">Malisuwan, Kingkan The Third Year of Nursing Student. Boromrajonani College of Nursing, Yala Thailand</p> <p style="text-align: center;">Supannapong, Nattasiri The Third Year of Nursing Student. Boromrajonani College of Nursing, Yala Thailand</p> <p style="text-align: center;">Ammatee, Nittaya The Third Year of Nursing Student. Boromrajonani College of Nursing, Yala Thailand</p>


	<p style="text-align: center;">Walam, Neereena The Third Year of Nursing Student. Boromrajonani College of Nursing, Yala Thailand</p> <p style="text-align: center;">Petsakorn Weluree The Third Year of Nursing Student. Boromrajonani College of Nursing, Yala Thailand</p> <p style="text-align: center;">Abstract</p> <p>Objectives: To explore the attitudes of middle adolescents to water pipe smoking the municipality of Yala.</p> <p>Methodology: The samples Middle adolescents in Yala Municipality. The random sample of 323 Yala municipality adolescents by accidental sampling and snowball sampling. Content validity was approved by three Nursing lecturers. The content validity has been confirmed by Index of Conjugate (IOC).The questionnaire is divided into two sections are personal information and the attitudes of water pipe smoking. Data were analyzed using computer programs by using statistical calculate the frequency, percentage average, means and standard deviation.</p> <p>Finding: The research found the sampling were still getting to know the water pipe smoking (69.3%) were most frequently, followed by friends invited to try smoking (61.0 %). The opportunities for new smoking water pipe. At the first opportunity 61.0 % of sampling stay with friends have water pipe, followed by was went to tea cafe or other entertainment venues was 58.5% and went to the service water pipe café was 44.6 %. The middle adolescent attitudes toward water pipe smoking in Yala Municipality. The positive question most comments was moderately disgusted attitude that is when people near water pipe smoker (\bar{x} =3.17, S.D.=1.12). In negative question with the most an attitude that a lot of people who do not smoke water pipe was unfashionable in present (\bar{x} =3.72, S.D.=1.16).</p> <p>Conclusion: The useful of this research this ensures that the attitude of middle adolescents to smoke water pipe In Yala Municipality, for guiding, prevention and changing smoking behavior to Control water pipe smoker. Define the word about the risk of water pipe and recovered directly in the Ministry of Health, and should continue to monitor the water pipe by government agencies involved.</p> <p>Keywords: middle adolescent, municipality, water pipe smoking</p>
<p style="text-align: center;">Seyedeh Fatemeh Jafari GICICHL SR1704078</p>	<p style="text-align: center;">In vitro and in vivo anticancer properties of potassium koetjape</p> <p style="text-align: center;">Seyedeh Fatemeh Jafari EMAN Research and Testing Laboratory, Department of Pharmacology, School of Pharmaceutical Sciences, Universiti Sains Malaysia, Penang, Malaysia</p> <p style="text-align: center;">Muhammad Asif EMAN Research and Testing Laboratory, Department of Pharmacology, School of Pharmaceutical Sciences, Universiti Sains Malaysia, Penang, Malaysia</p> <p style="text-align: center;">Amin Malik Shah Abdul Majid</p>

EMAN Research and Testing Laboratory, Department of Pharmacology,
School of Pharmaceutical Sciences, Universiti Sains Malaysia, Penang,
Malaysia

Abstract


Colorectal cancer stands at third position in the world as a lethal and metastatic carcinoma. Plant's secondary metabolites have potential to induce selective cytotoxicity against cancer cells and/or modulate multiple tumor development process, thus can serve as anticancer drugs. *Sandoricum koetjape* Merr. is a traditional medicinal plant belonging to the family Meliaceae, which is native to Malaysia, Cambodia and Southern Laos and has recently been introduced in Australia and America. Previously, we have reported that Koetjapic acid (KA) is the active principle of *S. koetjape* which contributes towards the anticancer activity of this herb towards human colon cancer cell line (HCT 116). However, it was observed that KA has poor solubility in water as well as in other cell culture permitted solvents thus posing an obstacle to further research and its clinical application. In the present study an attempt was made to enhance the aqueous solubility of KA and to study its anti-colon cancer efficacy using in vitro and in vivo methods. In order to increase aqueous solubility, 2-Hydroxypropyl)- β -cyclodextrin inclusion complex and solid dispersions (carboxymethyl cellulose, polyvinylpyrrolidone and sodium lauryl sulfate) of KA were readied. In addition, a Potassium salt of KA i.e., potassium koetjapate was integrated by semi-synthetic method. Anticancer activities of potassium koetjapate were compared with the native compound i.e., KA. MTT cell viability assay was used to obtain and compare the IC50 values of both the compounds. Pro-apoptotic effects of potassium koetjapate were assessed using caspases (3/7, 8 and 9), Hoechst 33342 and Rhodamine 123 fluorescent staining assays. Human apoptosis proteome profiler array was used to identify the protein targets responsible for the induction of apoptosis. Furthermore, in vitro antitumor effects of potassium koetjapate were studied using hanging drop assay. Three doses of potassium koetjapate (25, 50, and 100 mg/kg body weight) were tested in athymic nude mice models to study the in vivo anti-tumorigenic efficacy of potassium koetjapate. In this study, various formulations of KA were prepared. Solubility studies revealed that KA derivative i.e., potassium koetjapate had better aqueous solubility than the solid dispersions of KA. In vitro anticancer studies revealed that potassium koetjapate has better cytotoxic activity than KA and its solid dispersion complex towards HCT 116 cell line. Fluorescent staining assays showed that potassium koetjapate has apoptosis-inducing nature. It induced chromatin condensation and decreased mitochondrial membrane potential in a dose-dependent manner. Furthermore, it increased the levels of caspases (3/7, 8 and 9) in HCT 116 cells. Apoptosis antibody array study has shown that potassium koetjapate modulated the activity of multiple proteins. It down-regulated the expression of HSP60, HSP70 and Bcl-2 proteins with concomitant up-regulation of TRAILR-1, TRAILR-2, p27 and p53 proteins respectively. Outcomes of in vivo nude mice study demonstrated that Potassium koetjapate showed potent inhibition of tumor growth at higher doses. All together, outcome of present study shows that potassium koetjapate has anti-colon cancer activity which gives a hint about its potential anticancer application.

Keywords: potassium koetjape, in vivo anticancer study, Colorectal cancer, apoptosis

 <p>Nahid Eskandari GICICNM1704057</p>	<p style="text-align: center;">Expression of OX40 gene in peripheral blood and serum level of protein in patients with Parkinson's disease</p> <p style="text-align: center;">Nahid Eskandari Department of Immunology, Isfahan University of Medical Sciences, Isfahan, Iran</p> <p style="text-align: center;">Azadeh Seyedjoodaki Department of Immunology, Isfahan University of Medical Sciences, Isfahan, Iran</p> <p style="text-align: center;">Vahid shayeghannejad Department of Neurology, School of Medicine , Isfahan University of Medical Sciences , Isfahan , Iran</p> <p style="text-align: center;">Fereshteh Alsahebhosoul Department of Immunology, Isfahan University of Medical Sciences, Isfahan, Iran</p> <p style="text-align: center;">Abstract</p> <p>Background: Parkinson's disease is a common neurodegenerative disease that mainly affects central nervous system (CNS) and consequently motor system. Inflammation of immune system and CNS has been known as an important predisposing factor for Parkinson's disease. OX40 protein (CD134) is from family of tumor necrosis receptors that acts on T cells surface. Increased expression of this protein has been known as a factor for increase in inflammation and initiation of NF-kappa B signaling pathway in different diseases. This study investigates OX40 gene expression in mRNA level and the serum protein level.</p> <p>Methods: Twenty people with Parkinson's disease and 20 healthy people, as controls, were enrolled in the study. Measurement of OX40 gene expression was conducted by real-time PCR and serum protein level measured by enzyme-linked immunosorbent assay.</p> <p>Results: The mean expression rate of OX40 gene in the patients increased compared to the controls yet insignificantly ($p>0.05$). The mean serum concentration of OX40 protein increased in the patients yet insignificantly compared to the controls ($p>0.05$).</p> <p>Conclusion: The expression of this protein could be measured to predict and confirm diagnosis of Parkinson's disease and help develop new treatment and prevention approaches through suppression of this interaction. However, additional clinical, cellular, and interventional studies should be conducted to confirm the treatment approaches.</p> <p>Key words: Parkinson's disease, OX40, neurodegenerative</p>
<p>Swapneela Jacob GICICNM1704060</p>	<p style="text-align: center;">Knowledge and Attitude of Pelvic Floor Muscle Exercise (Kegel Exercise) Among Nulliparous Women in University Tunku Abdul Rahman (Utar)</p> <p style="text-align: center;">Jacob Swapneela Lecturer, Faculty of Medicine and Health Sciences, Department of Physiotherapy, University Tunku Abdul Rahman, Sungai Long Campus</p>

	<p style="text-align: center;">Gan Cha Joe Student, Faculty of Medicine and Health Sciences, Department of Physiotherapy, University Tunku Abdul Rahman, Sungai Long Campus</p> <p style="text-align: center;">Amalnerkar Tarun Lecturer, Faculty of Medicine and Health Sciences, Department of Physiotherapy, University Tunku Abdul Rahman, Sungai Long Campus</p> <p style="text-align: center;">Abstract</p> <p>Background: Pelvic floor muscle exercise (PFME) which is also termed as kegel exercise has been proved as the primary conservative management for preventing and treating the pelvic floor disorders, such as urinary incontinence (UI), fecal incontinence (FI) and pelvic organ prolapse (POP) in women of all age groups. Objective: To evaluate the knowledge and attitude of the PFME among nulliparous women. Setting: University Tunku Abdul Rahman (UTAR), Sungai Long Campus. Material and Method: A cross sectional study design was used to conduct the study by administering the questionnaires to nulliparous women aged between 18 to 27 years old. The questionnaire consisted of 20 questions in total and it was divided into 4 sections that were section A, B, C and D. Approximately 10 to 15 minutes was required to complete the questionnaire. Results: From the results, only 18% (n=44) of the nulliparous women had heard about PFME before, most of them never heard about it before answering the questionnaire. Although they heard about PFME before, but majority of them (n=229, 93.5%) never been taught and educated on how to perform the PFME. Most of the nulliparous women were aware the importance of the PFME even though many of them did not know about the PFME. They showed a positive attitude and expressed their interest for requesting further information about this exercise, and 90.6% (n=222) of them were willing to practice it if they were informed about the advantages of the PFME. Conclusion: There is still have room for improvement in knowledge and awareness of the PFME among the nulliparous women in UTAR Sungai Long Campus. This is because most of them did not hear about PFME and never approached to it before. Therefore, education about PFME should be provided to improve their knowledge and awareness towards this exercise.</p> <p>Keywords: Knowledge, Attitude, Pelvic floor muscle exercise, Kegel exercise, Nulliparous women</p>
<p style="text-align: center;">A.M.S. Deepanie Pathirana GICICNM1704063</p>	<p style="text-align: center;">The relationship of patients' attributions and self-care adherence among the adolescents with Type 1 diabetes in Sri Lanka</p> <p style="text-align: center;">A. M. S. Deepanie Pathirana Department of Nursing, Faculty of Allied Health Sciences, University of Peradeniya, Sri Lanka</p> <p style="text-align: center;">Yoshie Mori Graduate School of Health Sciences, Gunma University, Japan</p> <p style="text-align: center;">K.S.H. de Silva</p>

	<p style="text-align: center;">Department of Paediatrics, Faculty of Medicine, University of Colombo, Sri Lanka</p> <p style="text-align: center;">Abstract</p> <p>Back ground & Research Objectives: Type 1 Diabetes Mellitus (T1DM) is a chronic metabolic disorder which emerges mostly before the adolescence period. Self-care behaviour is the key to adapt the intensive management regimen. The scientific evaluation of this area within the Sri Lankan context vital to make effective management. The main objective was to determine the relationship between attributes of adolescents and self-care adherence.</p> <p>Methodology: A cross sectional study was carried out with 125 adolescents with T1 DM. Self-care Inventory recorded the respondents' perceptions of adherence to prescribed diabetes self-care recommendations over the previous month. It included five subscales: overall self-care adherence, glucose regulation, insulin and food regulation, emergency precaution and exercise. Ethical approval was granted from the University of Peradeniya, Sri Lanka.</p> <p>Findings: The mean age of participants was 13.6±2.8 years and 53.6% were female. The average HbA1c was 9.8 ±1.7%. The mean ages at diagnosis and duration of diabetes were 8.0±3.1 and 5.6±3.7 years respectively. The mean overall self-care adherence score was 39.6±6. It demonstrated significant relationships with age ($r = -.307$; $p = .000$) and duration of diabetes ($r = -.376$; $p = .000$). Glucose regulation ($r = -.355$; $p = .000$), insulin and food regulation ($r = -.211$; $p = .018$) and emergency precaution ($r = -.345$; $p = .000$) displayed negative relationship with age of the adolescents. Each subscale highlighted negative, moderate level of relationship with the onset of diabetes.</p> <p>Early, mid and late adolescent periods show different level of cognitive, psychosocial and behavioural developments. Sri Lankan education system highlights competitive educational goals within the adolescent period. Eg: advance level examination for selecting universities. The developmental changes, competitive educational goals, lack of parental involvement for self-care tasks may be the reasons for poor adherence to self-care, while advancing age and duration of diabetes.</p> <p>Future Scope: The exploration of the socio-cultural background on poor adherence to self-care is recommended.</p> <p>Keywords: Type 1 diabetes, adolescents, self-care adherence, Sri Lanka</p>
<p style="text-align: center;">Wenjing FU GICICNM1704064</p>	<p style="text-align: center;">Study on the correlation between self-efficacy of health behavior and social support for tachyarrhythmia patients</p> <p style="text-align: center;">Wenjing FU School Of Nursing, West China Hospital Of Sichuan University, Sichuan University, Chengdu, China</p> <p style="text-align: center;">ZOU Qin School Of Nursing, West China Hospital Of Sichuan University, Sichuan University, Chengdu, China</p> <p style="text-align: center;">LI Xiao-ling School Of Nursing, West China Hospital Of Sichuan University, Sichuan University, Chengdu, China</p> <p style="text-align: center;">Abstract</p>

	<p>Aim To study the state of self-efficacy of health behavior and social support for tachyarrhythmia patient and analyze the correlation between them, by that means to provide basis for the formulation of nursing interventions to improve self-efficacy of health behavior and strengthen social support. Method we investigated 120 patients with self-rated abilities for health practices scale (SRAHP) and social support scale. Result the score of SRAHP was (58.36±21.53) points, the score of social support scale was (39.91±7.62) point. which both reached the medium levels, the degree of education, whether own a job and medical insurance are important influencing factors for self-efficacy and social support, the score of social support had the moderate positive correlation with the score of SRAHP (r=0.551, P<0.01). Conclusion the states of self-efficacy and social support for tachyarrhythmia patient are below the average level. the higher of social support level is, the higher of the self-efficacy of health behaviors is. In order to strengthen patients' social support and promote the development of health behaviors, we should pay more attention to assess patients' degree of education, whether own a job and medical insurance.</p> <p>Keyword tachyarrhythmia self-efficacy of health behaviors social support</p>
 <p style="text-align: center;">Jinyao Wang GICICNM1704065</p>	<p style="text-align: center;">The association between caregiver burden and quality of life of caregivers following stroke</p> <p style="text-align: center;">Jinyao Wang Neurology Department, West China Hospital, West China Hospital Of Sichuan University, Chengtu, China</p> <p style="text-align: center;">Li Gan Neurology Department, West China Hospital, West China Hospital Of Sichuan University, Chengtu, China</p> <p style="text-align: center;">Dan Geng Neurology Department, West China Hospital, West China Hospital Of Sichuan University, Chengtu, China</p> <p style="text-align: center;">Xiaohui Miao Neurology Department, West China Hospital, West China Hospital Of Sichuan University, Chengtu, China</p> <p style="text-align: center;">Rong Yang Neurology Department, West China Hospital, West China Hospital Of Sichuan University, Chengtu, China</p> <p style="text-align: center;">Abstract</p> <p>Objective to realize and determine the prevalence of caregiver burden following stroke and its association with caregivers' quality of life. Methods In this cross-sectional study, totally 230 stroke survivor-caregiver dyads were investigated with basic demographic information, Zarit Burden Interview (ZBI) and the World Health Organization Quality of Life Instrument, Short Form (WHOQOL-BREF) were only completed by caregivers. Results The mean age of the caregivers of stroke survivors was 66.7±11.7 years, the caregiver burden was in the mild level with a total ZBI score of 21.11±6.96. The multiple linear regression analysis showed that the influencing factors</p>

	<p>of caregiver burden were the complications, self-management ability and areas of residence of stroke survivors ($P < 0.05$). And the total ZBI score was negatively correlated with the total quality of life scores ($P < 0.01$), physiological dimensional scores ($P < 0.01$), social dimensional scores ($P < 0.01$), environmental dimensional scores of caregivers ($P < 0.01$). Conclusion The caregivers of stroke survivors suffer from general caregiver burden, and the heavier caregiver burden is, the poorer quality of life the caregivers have. According to the different conditions between urban and rural areas of China, it is reasonable to formulate a targeted program, with the consideration of requirements referring to stroke survivors and their caregivers, which involves physiological, psychological, social, environmental aspects and so on, to improve the caregivers' quality of life finally.</p> <p>Key words: stroke; caregiver burden; quality of life</p>
<p>Dr. Nader Aghakhani GICICNM1704067</p> 	<p>The impact of educational - supportive self-care package on anxiety, depression and stress in myocardial infarction patients hospitalized in Shahid Gholipour hospital, Boukan, Iran, 2016</p> <p>Dr. Nader Aghakhani Patient Safety Research Center, Urmia University of Medical Sciences, Urmia, Iran</p> <p>Dr. Rahim Baghaei Patient Safety Research Center, Urmia University of Medical Sciences, Urmia, Iran</p> <p>Dr. Kamal Khademvatan Patient Safety Research Center, Urmia University of Medical Sciences, Urmia, Iran</p> <p>Khorshid Sanaei Patient Safety Research Center, Urmia University of Medical Sciences, Urmia, Iran</p> <p>Abstract</p> <p>Introduction: Although, Myocardial infarction is one of the most common cardiovascular diseases known which can be controlled, patients are always at risk of physical and socio-psychological stressors. Thus, this study aims to investigate the impact of educational- supportive self-care package on mean of anxiety, depression and stress in myocardial infarction of Shahid Gholipour, Boukan, Iran.</p> <p>Methods and Materials: This pre- and post-quasi-experimental study will be carried out on 56 hospitalized patients with heart failure selected from in Shahid Gholipour hospital of Boukan city affiliated with Urmia University of Medical Sciences were assessed in 2016. They will be assigned to two groups of experimental ($n = 43$) and control ($n = 43$) groups. They are selected through convenience sampling and divided randomly into two intervention and control groups. Any patient in the experimental group received education after 48 hours of admission and after the disease's acute phase through face to face contact and also a booklet and the questionnaires were completed before the intervention, after the intervention, before discharge from the hospital, and</p>

	<p>two months after discharge through phone calls or visiting patients in the intervention group if the patients requested. The patients in the control group receive no intervention. At the same time, patients and their relatives were taught about social support in four dimensions of emotional support, tools, information and evaluation. Demographic and DASS questionnaires (anxiety, stress, depression) were used to collect data. data were analyzed using statistical software spss version 21.</p> <p>Results: The findings showed that educational- supportive self-care package can reduce anxiety and depression in experimental group after intervention as a lasting effect ($p \geq .05$). On the other hand, the package does not effect on stress meaningfully decrease among the patients of control group, and only causes the decrease through interaction with the factor “time” ($p > 0.05$).</p> <p>Conclusion: The educational- supportive self-care package can reduce anxiety and depression and a part of stress among patients with myocardial infarction. Thus, it is recommended the results of this study be considered by health and treatment setting managers as a key factoring nursing care programs to decrease of stress, anxiety and depression among patients with myocardial infarction.</p> <p>Keywords: Education, Supportive, Self-Care, Anxiety, Depression, Stress, Infraction Myocardial.</p>
<p>Hosein Habibzadeh GICICNM1704068</p>	<p style="text-align: center;">Knowledge, Attitude, and Performance of Oncology Nurses Handling Antineoplastic Drugs in Hospitals of Urmia University, Iran</p> <p style="text-align: center;">Dr. Hosein Habibzadeh Urmia University of Medical Sciences, Urmia, Iran</p> <p style="text-align: center;">Samira Orujlu Urmia University of Medical Sciences, Urmia, Iran</p> <p style="text-align: center;">Mohammad Javad Zare Sakhvidi Urmia University of Medical Sciences, Urmia, Iran</p> <p style="text-align: center;">Mohammad Hajaghazadeh Urmia University of Medical Sciences, Urmia, Iran</p> <p style="text-align: center;">Abstract</p> <p>Introduction: Antineoplastic drugs (ANDs) for the treatment of cancers could result in occupational exposure of nurses and consequent side effects. This study aimed to evaluate knowledge, attitude, and performance of oncology nurses and to survey nurses’ chemotherapy workload and the experienced side effects.</p> <p>Method: A cross-sectional study was conducted at four hospitals of Urmia University, Iran. Two self-reported questionnaires were distributed among 54 oncology nurses to collect information on nurses’ workload and side effects as well as to evaluate their level of knowledge, attitude, and performance. Totally 54 nurses were participated in the study.</p> <p>Discussion: The mean age and chemotherapy work experience of nurses were 32.4 ± 6.5 and 4.3 ± 3.5 years, respectively. About 52% and 36% of nurses reported the lack of safety guideline and training program at their workplaces, respectively. Hair loss, headache, and period abnormalities were the most reported side effects of exposure with ANDs. All nurses prepared ANDs in</p>

biological safety cabinet but 85.5% and 37% of nurses used respirator and eye protection during drug preparation. The mean score of knowledge, attitude, and performance of nurses were 9.43 ± 1.5 out of 12, 39.14 ± 6.5 out of 60, and 13.41 ± 4.7 out of 23, respectively.

Result: The result clearly point to the fact that there is a need for implementation of guidelines and training in studied oncology units. Through provision of proper personal protection and regarded training, hospitals could demonstrate organizational support leading to improvement of knowledge and performance as well as decrease of nurses' concerns in exposure with ANDs.

Key words: Antineoplastic Agents; Nurses; Knowledge; Attitude; Performance

**Dr. Kamal
Khademvatan
GICICNM1704072**

Prevalence and correlates of aortic root dilatation in patients with essential hypertension admitted to Seyyed-ol-shohada Hospital, Uromia

Khademvatani K

Professor Associated in Cardiology, Seyyed-ol-shohada Hospital, Urmia university of Medical Sciences, Urmia, Iran

Sayyed Mohammadzad MH

Professor Associated in Cardiology, Seyyed-ol-shohada Hospital, Urmia university of Medical Sciences, Urmia, Iran

Rostamzadeh A

Associated Professor in Cardiology, Seyyed-ol-shohada Hospital , Urmia university of Medical Sciences, Urmia, Iran

Basiri M

Cardiologist, Shahid Madani Hospital, Urmia university of Medical Sciences, Khoy, Iran

Aghakhani N

Assistant Professor, PHD in Nursing Education, Faculty of Nursing and midwifery, Urmia university of Medical Sciences, Urmia, Iran

Abstract


Introduction: High blood pressure is the most common cause of preventable death in the world. Today, more than 50% of isolated aortic valve failures, leading to aortic valve replacement, are due to aortic root dilatation that is also rising steadily. Association between aortic root dilatation and hypertension has been discussed and numerous studies were noted the relationship between hypertension, aortic root dilatation and aortic valvular failure. Given the importance of the issue and the lack of a comprehensive study on regional and even countries in this field, in this study, we have to measure dilated aortic root prevalence and related factors in patients with hypertension in University of Medical Sciences, Urmia.

Methods: This was a cross-sectional descriptive – analytical study. During the years 2013 to 2014, all patients referred to Seyyedolshohada Hospital, Urmia with high blood pressure (systolic blood pressure over 140 or diastolic blood pressure over 90) were enrolled. In section echocardiography was done by echo cardiologist with VIVD7 manufactured by GE and dilated aortic root was examined. The dimensions of the aortic in 3 areas annulus, Sinus Valsalva and STJ was measured and calculated according to body surface, and the results of the analysis were analyzed using statistical software SPSS 17.

Results: In this study, we examined 1256 patients with hypertension, 541 patients (43.1%) were female and 715 (56.9%) were male. The prevalence of aortic root dilatation was 166 (13/3%) patients. And the dilated aortic root with older age, male gender, and smoking, there was a significant association, but with dyslipidemia and diabetes had no significant association.

Discussion: Given that hypertension is the most common cause of preventable death in the world and associated of aortic root dilatation with hypertension has been demonstrated in numerous studies. Thus, the estimation of high blood pressure prevalence in the region and the country and its timely

	<p>treatment aimed at preventing aortic root dilatation and complications related to it can be effective action. Keywords: Aortic root dilatation, Hypertension, Echocardiography</p>
<p>Dr. Rahim Baghaei GICICNM1704073</p>	<p>The effect of IDEAL discharge plan model on readmission among the patients with myocardial infarction in Shahid Madani hospital in Khoy, Iran, 2016</p> <p style="text-align: center;">Dr. Rahim Baghaei Inpatient Safety Research Center, Urmia University of Medical Sciences, Urmia, Iran</p> <p style="text-align: center;">Dr. Nader Aghakhani Inpatient Safety Research Center, Urmia University of Medical Sciences, Urmia, Iran</p> <p style="text-align: center;">Sakineh Rezaei Inpatient Safety Research Center, Urmia University of Medical Sciences, Urmia, Iran</p> <p style="text-align: center;">Dr. Hamid Reza Khalkhali Inpatient Safety Research Center, Urmia University of Medical Sciences, Urmia, Iran</p> <p style="text-align: center;">Abstract</p> <p>Background and aim: Cardiovascular diseases such as coronary artery disease are the most important cause of death in the world and Iran. As a main part of cardiovascular diseases, myocardial infarction causes readmission in the hospitals. The aim of this study to determine the effect of IDEAL (Include, Discuss, Educate, Assess, Listen) discharge plan model on readmission among the patients with myocardial infarction in Shahid Madani hospital in Khoy, Iran, 2016.</p> <p>Materials and Methods: In a semi experimental, 108 patients with myocardial infarction in Shahid Madani hospital affiliated with Urmia University of Medical Sciences were assessed in 2016. They were selected through convenience sampling and divided randomly into two intervention and control groups. Any patient in the intervention group received IDEAL discharge plan model from their admission to 3 months after their discharge and patients in the control group received no intervention. Demographic and IDEAL discharge plan model guideline questionnaires were completed. Data were analyzed with SPSS 16 statistical software and descriptive and inferential statistical tests.</p> <p>Results: On admission the mean age for experimental group was 52 and 60, respectively. 75% of the patients were male. After intervention, the readmission frequency means score was 11.5% in experimental group and 76.8% in control group. After intervention, mean and standard deviation scores of readmission for control group was 2.57 ± 1.20 and was 0.88 ± 0.79 in experimental group. There was a significant difference between the two groups' readmission mean scores after the intervention ($p < 0.001$).</p> <p>Conclusion: Based on research findings, reduction of readmission in experimental group and economic, psychological and social negative effects of readmissions on health system of our country, providing the patients with IDEAL discharge plan mode will be necessary. So, it is recommended that the</p>

	<p>health system managers provide programs to highlight the instructional role of nurses. Keywords: IDEAL discharge plan model, readmission, myocardial infarction</p>
 <p>Besey Oren GICICNM1704074</p>	<p>The Turkish adaptation of scale to measure patient perceptions of the quality of nursing care and related hospital services: A validity and reliability study</p> <p style="text-align: center;">Besey Oren Department of Midwifery, University of Health Sciences Faculty of Health Sciences, Istanbul, Turkey</p> <p style="text-align: center;">Neriman Zengin Department of Midwifery, Istanbul University Faculty of Health Sciences, Istanbul, Turkey</p> <p style="text-align: center;">Nebahat Yildiz Istanbul University Istanbul Faculty of Medicine Hospital, Istanbul, Turkey</p> <p style="text-align: center;">Abstract</p> <p>Objective: This study aimed to test the validity and reliability of a version of the tool developed in Sri Lanka in 2011 to assess patient perceptions of the quality of nursing care and related hospital services created for use with Turkish patients.</p> <p>Methods: This methodological study was conducted between November 2013 and November 2014 after obtaining ethical approval and organizational permission. Data was collected during discharge from 180 adult patients who were hospitalized for at least 3 days at a medical school hospital located in Istanbul. After language validation, validity and reliability analyses of the scale were conducted. Content validity, content validity index (CVI), construct validity, and exploratory factor analysis were assessed and examined, and reliability was tested using the Cronbach's alpha coefficient and item-total correlations.</p> <p>Results: Mean CVI was found to be 0.95, which is above expected value. Exploratory factor analysis revealed 4 factors with eigenvalues above 1, which explained 82.4% of total variance in the Turkish version of the tool to measure patient perceptions of nursing care and other hospital services. Factor loading for each item was $\geq .40$. Cronbach's alpha coefficient of sub-dimensions and total scale were found to be 0.84-0.98 and 0.98, respectively. Item-total correlations ranged from 0.56 to 0.83 for the entire group, which was above expected values.</p> <p>Conclusion: The Turkish version of the scale to assess patient perceptions of the quality of nursing care and related hospital services, which comprised 4 sub-dimensions and 36 items, was found to be valid and reliable for use with the Turkish population.</p> <p>Keywords: Nursing care; nursing services; reliability and validity.</p>
<p>Saadet Yazici GICICNM1704075</p>	<p style="text-align: center;">Attitudes, Beliefs, and Comfort Levels Of Midwifery Students Regarding Sexual Counselling</p> <p style="text-align: center;">Saadet Yazici Faculty of Health Sciences /Department of Midwifery, University of Health Sciences, Turkey</p>

Neriman ZENGİN

**Midwifery Department, Faculty of Health Science, Istanbul University,
Istanbul**

Besey ÖREN

**Midwifery Department, Faculty of Health Science, Health Science University,
Istanbul**

Abstract

Objective: The aim of this study was to determine the midwifery students' attitudes and beliefs regarding sexual counseling, factors preventing sexual counseling, and their comfort levels during sexual counseling. **Participants:** The study was conducted with 650 students studying in the midwifery departments of eight universities. **Design:** The data were obtained by a questionnaire, including the socio-demographic characteristics and comfort levels, and Sexuality Attitudes and Beliefs Survey. **Results:** It was found that 52.4% of the students were confronted with a case having sexual problems in clinical practice, 55% reported that their patients requested sexual counseling from them, 48.8% stated that midwives can always talk about these issues during care, and 48.3% stated that issues about sexual counseling were moderately involved in their education. A great majority of the midwifery students stated that sexuality is a very special subject for discussing with patients in sexual counseling, and insufficient time is a barrier to discuss sexual problems. It was observed that comfort levels of the midwifery students were not good while counseling a homosexual woman and a prostitute suspected of having AIDS. **Conclusions:** Even though the attitudes of midwifery students towards sexual counseling were good, their comfort was not good while providing counselling to special groups. **Implications for practice:** Attitudes, beliefs, and comfort levels of midwifery students, who will create a profession group specialized in gynaecology, about sexuality and sexual counseling should be improved. Different groups should be supported through trains concerning sexual counseling.


Key world: Sexual counselling, midwifery, women health

<p style="text-align: center;">Sina Valiee GICICNM1704076</p>	<p style="text-align: center;">Emergency nurses` experience of violence in Kurdistan province, Iran</p> <p style="text-align: center;">Sina Valiee Clinical Care Research Center, Kurdistan University of Medical Sciences, Sanandaj, Iran</p> <p style="text-align: center;">Salar Sharifi Student Research Committee, Kurdistan University of Medical Sciences, Sanandaj, Iran</p> <p style="text-align: center;">Roonak Shahoei Clinical Care Research Center, Kurdistan University of Medical Sciences, Sanandaj, Iran</p> <p style="text-align: center;">Bijan Nouri Social Determinants of Health Research Center, Kurdistan University of Medical Sciences, Sanandaj, Iran.</p> <p style="text-align: center;">Abstract</p> <p>Introduction: Considering the importance of the impact of facing with violence at work and its personal and occupational complications, this study is aimed at determining the violence experienced by nurses at an emergency department in an educational hospital of Kurdistan University of Medical Sciences, Sanandaj, Iran.</p> <p>Materials and Methods: This study was a cross-sectional study. It was conducted based on a sample of 40 nurses in an educational hospital of Kurdistan University of Medical Sciences selected using the census method. The type and frequency of violence were investigated by means of the National Survey on Workplace Violence, and the status of violence in the workplace was analyzed using descriptive statistics by SPSS ver 16.</p> <p>Results: According to the criteria of risk assessment in the workplace, most of the participants (45.9%) considered workplace as a high-risk place, 40.5% always had fear of injury. On the whole, 91.9% of the nurses had experienced violence with the mean of 2.7 3.18 in the past six weeks. The highest reason for the violence was the family of the patient, which were 62.2%. The highest mean of violence was on the night shift (45.9%). 10.8% of the nurses were involved with physical violence (8.1 %, pushing, 2.7 % pulling hair). 89.2% of the nurses` experienced verbal abuse. 13.5 % had experienced racial violence. Most of the nurses were defending themselves (32.4%) against violence. 32.4% of the nurses did not report violence. Regarding the reason for not reporting violence, the most common reason was uselessness of reporting 48.6%.</p> <p>Conclusion: The results show a picture of violence experienced by nurses in the emergency department. Nursing managers ought to design and apply preventive protocols to reduce verbal and physical violence. Supporting nurses after violence experience is necessary. Making an atmosphere to report violence and follow up the reports are necessary.</p> <p>Key Words: Nursing, Violence, Emergency, Iran.</p>
<p style="text-align: center;">Erika Agung Mulyaningsih GICICNM1704078</p>	<p style="text-align: center;">Effectiveness Patch Capsicum Oleoresin for Reducing Pain of Dismenorhea Erika Agung Mulyaningsih, Pepin Nahariani</p>

	<p style="text-align: center;">Erika Agung Mulyaningsih Midwifery, Stikes Pemkab Jombang, Jombang, East Java, Indonesia</p> <p style="text-align: center;">Pepin Nahariani Midwifery, Stikes Pemkab Jombang, Jombang, East Java, Indonesia</p> <p style="text-align: center;">Abstract</p> <p>Dismenorhea is a menstrual disorder that 90% of teens and 50% of women disappear experience it and led to more than 59.2% decline in productivity. For this interventions, most of the patients using the drug Dismenorhea Non-steroidal Anti-Inflammatory Drugs (NSAIDs), whereas these drugs are reported to increase the risk of complication effects. The purpose study was to determine the effect of using a patch of capsicum oleoresin in to decrease lower back pain of dismenorhea. Design study used one group pre-post design. The population was Students of Diploma Midwifery Program who have Dismenorhea with number of samples were 26 respondents by total sampling. The intervention of Oleoresin Capsicum patch in the lower back during 6-8 hours on the first 3 days of menstruation. The results were significant that pain reduction in patients Dismenorhe before and after using of patches to be evaluated by the pain scale measurement. The data analysis statistical test with $p = 0,000$ with significant value $\alpha = 0.05$. it should be recommended that intervention of dismenorhea used nature and safety for patient. By heat treatment, it has benefit to relaxes muscles, improves blood circulation, reduce pain, decrease the stress on your joints, and ligaments Tenton</p> <p>Keywords: Dismenorhea, lower back pain, heat therapy and Oleoresin Capsicum patch</p>
<p style="text-align: center;">Hani Nawafleh GICICNM1704079</p>	<p style="text-align: center;">Investigating Needle Stick Injuries: Incidence, Knowledge and Perception among South Jordanian Nursing Students</p> <p style="text-align: center;">Hani A. Al Nawafleh Associate Professor, Community Health Nursing Dean, Princess Aisha Bint Al Hussein College of Nursing and Health Sciences Al Hussein Bin Talal University</p> <p style="text-align: center;">Abstract</p> <p>Background: Needle stick injury (NSI) is one of the major causes of blood borne infections in the present day healthcare system. Among healthcare professionals, nursing students will most likely be exposed to this dilemma. Interventions like institutionalizing educational programs to produce awareness and knowledge among nurses can depict positive outcomes in changing perceptions toward safety measures.</p> <p>Objectives: This study aimed to investigate the incidence, perspectives, views, perceptions, and knowledge of NSIs among nursing students studying at Al-Hussein Bin Talal University.</p> <p>Methods: The sample population consisted of all undergraduate nursing students from second to fourth academic levels at the university who consented to participate in this study. The mode of data collection utilized a self-structured questionnaire apportioned into four parts. The first portion of the questionnaire presented the socio-demographic details of the respondents. The second part of the questionnaire demonstrated questions about needle stick incidences at the clinical units of the participants; frequency of occurrences</p>

	<p>(i.e., number, nature, and rationale); place of occurrence; and, whether the event was reported to higher authorities. The third part of the questionnaire entailed queries associated with the knowledge of the students with respect to needle stick injury. The last part focused on the student's knowledge and perception on the risks associated to needle sticks injuries and the relative precautions to prevent such.</p> <p>Results: The results showed that most of the students had positive perception of NSIs; while two thirds of the student nurses experienced NSI with increasing number of injured nurses occurring among second year students. This is due to the lack of knowledge regarding universal precaution guidelines and acupuncture safety device.</p> <p>Conclusion: Nursing students are at risks of getting infection. Proper steps are needed to promote awareness of NSI as well as the dangers and prevention from such events.</p> <p>Keywords: infection, incidence, needle stick, nursing students, Jordan</p>
<p style="text-align: center;">Gulcin Bozkurt GICICNM1704080</p>	<p style="text-align: center;">Development of oral mucositis in patients in the pediatric intensive care unit</p> <p style="text-align: center;">Duygu Sönmez Düzkaya Istanbul University, Istanbul Faculty of Medicine, Directorate of Nursing Services, Education Nurse</p> <p style="text-align: center;">Gülzade Uysal Okan University, Faculty of Health Sciences, Istanbul, Turkey</p> <p style="text-align: center;">Gülçin Bozkurt Istanbul University, School of Health Sciences, Istanbul, Turkey</p> <p style="text-align: center;">Tülay Yakut Istanbul University, Istanbul Faculty of Medicine, Pediatric Intensive Care Unit, Istanbul, Turkey</p> <p style="text-align: center;">Abstract</p> <p>Objective: To evaluate the development of oral mucositis in patients in the pediatric care unit.</p> <p>Method: One hundred eighty-one patients in the intensive care unit of a university hospital were included in this retrospective and descriptive study. A "Patient Diagnosis Form," which was prepared by the researchers, and the "World Health Organization Oral Mucositis Evaluation Form" were used for data collection.</p> <p>Result: The mean age of the patients was 48.69 ±3.29 months, 37.5% of the patients were treated in intensive care unit because of respiratory system disease, 92.2% could not manage oral feeding, 86.1% had oxygen therapy, and 77.3% had steroid treatment.</p> <p>Oral mucositis developed in 2.7% of patients, three patients fully recovered from oral mucositis before discharge of the intensive care unit, and two patients were discharged with stage 1 oral mucositis.</p> <p>Conclusion: Although risk factors are highly prevalent in the intensive care unit, the rate of oral mucositis was low among our patients.</p> <p>Keywords: Child, oral mucositis, intensive care</p>
<p style="text-align: center;">Duygu Sonmez Duzkaya GICICNM1704081</p>	<p style="text-align: center;">Effect of Pressure Injury Prevention Guides Used in a Pediatric Intensive Care</p>

	<p>Assistant Professor, PhD, BSc, RN, Gülzade UYSAL Okan University, Faculty of Health Sciences, Istanbul, Turkey</p> <p>PhD, BSc, RN, Duygu SÖNMEZ DÜZKAYA Istanbul University, Istanbul Faculty of Medicine, Directorate of Nursing Services, Education Nurse</p> <p>BSc, Tülay YAKUT Istanbul University, Istanbul Faculty of Medicine, Pediatric Intensive Care Unit, Istanbul, Turkey</p> <p>Associate Professor, PhD, BSc, RN, Gülçin BOZKURT Istanbul University, School of Health Sciences, Istanbul, Turkey</p> <p>Abstract</p> <p>Objective: To determine the effectiveness of pressure injury prevention guides used in a pediatric intensive care unit on the occurrence of pressure injuries.</p> <p>Design: The research design was a prospective and interventional study.</p> <p>Methods: This study was performed between January and December 2015 in 165 pediatric patients who were treated in the pediatric intensive care unit of a university hospital in Istanbul. Care of the children in the study group was provided using the pressure injury prevention guide.</p> <p>Results: The average age of the children in the study group was 62.19±62.29 months. Pressure injuries occurred on 9.4% of children in the pre-intervention group, and in 3.6% of children in the post-intervention group. There was a statistically significant difference in the occurrence of pressure injuries between the pre-intervention group and post-intervention group (p=0.033). The average Braden Q pressure injury score was 12.20±2.280 at the beginning of the intensive care hospitalization, and 13.73±3.312 at the end; the difference between the average scores was significant (t= -5,726; p<0.001).</p> <p>Conclusion: Use of a pressure injury prevention guide in children in the PICU reduced the risk and delayed the occurrence of pressure injuries.</p> <p>Key words: Pressure injury, Care, Guide, Pediatric Intensive Care.</p>
<p>John Gammon GICICNM1704083</p>	<p>The curse of wet hands! The significance of hand drying, and efficacy of different methods</p> <p>John Gammon Faculty of Health and Human Sciences, Swansea University, Swansea, SA2 8PP, UK</p> <p>Abstract</p> <p>Wet hands are an infection risk, increasing the potential for cross infection as well as harm to the skin condition of healthcare practitioners. This presentation examines the infection risk associated with wet hands, the efficacy of research of different drying methods, and the impact on safe clinical care. Current research and practice recommendations concentrate on hand washing compliance rates and the efficacy of different interventions to improve handwashing. There is however a noticeable neglect of hand drying practice and the current paucity of research fails to recognize its importance in the prevention and control of infection. There is increasing recognition that hand drying is of equal importance to handwashing, that there is a lack of</p>


	<p>compliance amongst practitioners, and that the efficacy of different methods vary with the clinical implications of different methods of significance. The presentation examines a number of published international studies which evaluate firstly, the extent of hand drying amongst professionals and secondly, the efficacy of different methods in clinical areas. The presentation notes that despite this evidence, research needs to focus on and evaluate the extent of drying by practitioners and the efficacy of drying methods within clinical environments. The curse of wet hands and skin irritation further exacerbates the potential of non-compliance and the likelihood of translocation of micro-organisms. Greater attention and emphasis needs to be given to hand drying and its equal importance when considering hand hygiene in the clinical context. <u>Patient safety is put at risk when we fail to dry our hands.</u></p>
 <p>Besey Oren GICICNM1704084</p>	<p>Patient Relatives' Expectations From Intensive Care Nurses and Affecting Factors</p> <p>Besey Oren Department of Midwifery, University of Health Sciences Faculty of Health Sciences, Istanbul, Turkey</p> <p>Neriman Zengin Department of Midwifery, Istanbul University Faculty of Health Sciences, Istanbul, Turkey</p> <p>Abstract</p> <p>Aim: This descriptive and cross-sectional study aimed to determine expectations from nurses in relatives of patients staying in intensive care and affecting factors.</p> <p>Method: The study was conducted with 138 patient relatives between 01.01.2016-01.03.2017 in the intensive care unit of a public hospital in Istanbul. Data was collected using the questionnaire form developed by the researchers and the Family Perceptions of Nurses' Roles Scale. Ethics committee approval and verbal informed consent of the participants were obtained. Data was analyzed using descriptive methods, Kruskal-Wallis test, Mann Whitney U test, and Spearman correlation. Level of significance was set at $p < .05$ with a 95% confidence interval.</p> <p>Results: Mean age was $42,87 \pm 13,62$. The majority of the participants had their spouses in intensive care, had patients hospitalized for 2-7 days, and were able to visit patients for < 10 minutes/day. Participants were satisfied with patient care. Their primary expectations from nurses were being listened to and nurses acting friendly. There was a significant and positive association between satisfaction with patient care and receiving support from nurses ($p = 0,000$). In the Family Perceptions of Nurses' Roles Scale, highest scores were received from the item "they have to remove visitors from the room before treatment and care procedures including changing the patient's bed and changing gauze dressing or tubes" ($84,87 \pm 0,449$), while the lowest was from the item "They should let patient relatives spend as much time as they wish with the patient" ($3,14 \pm 1,22$). Patient relatives' expectations showed significant differences according to education and employment status ($p \leq 0,005$).</p> <p>Conclusion: Patient relatives had high expectations from nurses regarding acting friendly, listening more, and providing more information about the</p>

	<p>patient, that they did not want visitors in the room during medical interventions, and that education and employment status affected patient relatives' expectations. Key Words : Intensive care, patient relative, expectations from nurses</p>
<p>Sevim Ulupinar GICICNM1704070</p>	<p style="text-align: center;">What Nurses Think: Nursing as Science and Art</p> <p style="text-align: center;">Sevim Ulupinar Nursing Education, University of Istanbul, Istanbul, Turkey</p> <p style="text-align: center;">Gülçin Bozkurt Nursing Education, University of Istanbul, Istanbul, Turkey</p> <p style="text-align: center;">Duygu Sönmez Nursing Education, University of Istanbul, Istanbul, Turkey</p> <p style="text-align: center;">Nurgül Tayran Nursing Education, University of Istanbul, Istanbul, Turkey</p> <p style="text-align: center;">Abstract</p> <p>Objective: To determine the views of nurses about science and arts about nursing.</p> <p>Method: It is a descriptive and cross-sectional study. The sample consisted of 493 nurses working in two medical faculties. The data were collected by face-to-face interviews using the questionnaire form.</p> <p>Findings: The average age of participants is 35 years and the average of professional experience is 13 years. 91.1% are females, 61.5% are married and 66.9% are undergraduate graduates. During the undergraduate education, 61.1% of the nurses think that the development of scientific aspects is sufficient and 40.4% think that the development of artistic aspects is sufficient. After graduation, 57.8% of the students think scientific aspects are sufficient and 49.3% think that the developments of artistic aspects are sufficient. Participants scored over scale of 100 considering scientific and artistic aspects of nurses in different areas of nursing. Dominant use of scientific aspect amongst the sample are ranked accordingly: Faculty nurse (mean 71.9), Emergency nurse (mean 64.4), Intensive care nurse (mean 63.4), Operating room nurse (mean 63.1), Specialized nurse/in-service training nurse, infection control nurse, diabetes nurse, etc. (mean 62.4), Manager nurse (mean 60.7). Artistic aspect is most dominantly used by mental health nurses (mean 50.5). Besides, participants are asked to make their own assessments, the scientific score is 56.6 and the artistic score is 43.3.</p> <p>Participants defined the scientific characteristics as research, monitoring the scientific developments, education and applying treatment. On the other hand, they defined artistic aspect as nursing care, empathy, communication, motor skills, emotional support and education.</p> <p>Conclusion: In this research, nurses' views on science and art dimensions and nursing were examined and compared in respect to their demographic characteristics.</p> <p>Keyword: Nursing, science, art</p>
<p>Wenjing Fu GICICNM1704087</p>	<p style="text-align: center;">The status and associated factors of chronic wound patients involved in treatment -making procedures</p>

	<p style="text-align: center;">FU Wen-jing West China School of Nursing, Wound Therapy Center ,West China Hospital of SiChuan University, ChengDu</p> <p style="text-align: center;">XiangLi-juan West China School of Nursing, Wound Therapy Center ,West China Hospital of SiChuan University, ChengDu</p> <p style="text-align: center;">DaiYan West China School of Nursing, Wound Therapy Center ,West China Hospital of SiChuan University, ChengDu</p> <p style="text-align: center;">LI Xiao-ling West China School of Nursing, Wound Therapy Center ,West China Hospital of SiChuan University, ChengDu</p> <p style="text-align: center;">Abstract</p> <p>Aim to investigating the status and exploring associated factors of chronic wound patients involved in treatment decision making procedures to provide a basis for nurse to promote the patients to involve in treatment decision-making. Methods A convenient sampling method of 126 chronic wound patients, the survey instruments included general information and questionnaire of patients participation in treatment decision Result There were 72.2%(n=91)patients with positive attitudes on participating in treatment decision-making ,27.8% (n=35) patients with a negative attitudes, The mean score was (1.34 ± 0.19). However, there are 7.1%(n=9) patients actively participation in treatment decision-making ,rate of passive participation are 92.9%(n=117),The score was(2.06 ± 0.31). Results by comparison the actual extent and attitudes, the average scores were different (T=26.144,P<0.01) 、consistent with the Kappa index was 0.027.the results of participation attitudes among marriage, education, personality were different($\chi^2=12.306、11.389、31.016, p < 0.05$).the result of actual extent among work 、 education 、 personality were different ($\chi^2= 7.655、 7.837, p < 0.05$). Conclusion Chronic wound patients had active attitudes to involve in treatment decision making , however the most patients had not been greatly involved . Firstly, we should promote patients participation treatment decision in large of wound treatment center, evaluate the security and effect , gradually improved, regard the patients who are married 、 outgoing 、 own works and received good education as target crowds, nurses should recognize the patients who possess these features, through promote this class crowd participation treatment decision, again gradually to influence others to improve actual involvement and attitudes and to improve the safety and satisfaction of patients.</p> <p>Key Words: chronic wound; Treatment decision - making; Involvement; , Related factors</p>
<p style="text-align: center;">Neriman Zengin GICICNM1704089</p>	<p style="text-align: center;">Relationship Of Comfort Levels With Training In Sexual Counselling Among Midwifery Students</p> <p style="text-align: center;">Neriman Zengin Associate Professor, İstanbul University, Faculty of Health Science, Midwifery Department</p>

	<p style="text-align: center;">Besey Ören Assistant Professor, Sağlık Bilimleri University, Faculty of Health Science, Midwifery Department</p> <p style="text-align: center;">Saadet Yazıcı Associate Professor, Sağlık Bilimleri University, Faculty of Health Science Midwifery Department</p> <p style="text-align: center;">Abstract</p> <p>Introduction and aim: Midwives, as related to their main field of study, should have a good comfort level in factors affecting the sexual life of women and the management of these factors. In accordance with this aim, the study was conducted to examine the comfort levels about providing sexual counselling to midwifery students. Material and method: The study was conducted with 650 students who were the third- and fourth-year students studying in the midwifery department of eight universities in the academic period of 2015-2016 and agreed to participate in the study. The data were collected by a questionnaire examining the socio-demographic characteristics and 16 questions rated through Likert type analyzing the status of comfort in providing counselling about sexual problems. Descriptive statistical methods, parametrical and non-parametrical tests (Kruskal-Wallis analysis of variance and Mann Whitney U test) were used to assess the data and the level of significance was accepted as $p < 0.05$ in the confidence interval of 95%. Results: It was reported that the students had an average age of 21.56 years and 52.4% encountered cases with a sexual problem experience in clinic practice and 55% requested sexual counselling from themselves. A great majority of the students reported that they received a moderate level of training for sexual health (47.7%), their level of knowledge was moderate (46.9%) and their personal values did not affect their comfort levels in sexual counselling (76.2%). The comfort levels of the students who received training on sexual health, indicated that their knowledge level was good, and stated that their personal values did not affect their conversations on sexual issues were significantly higher ($p > 0.05$). Conclusion: The comfort levels of the students in sexual counselling were affected by the training. Therefore, midwifery students should be supported through training in providing sexual health and counselling.</p>
 <p>Beaven Andrew Atienza GICICNM1704091</p>	<p style="text-align: center;">A Focus on Directly Observed Treatment Short-Course Compliance</p> <p style="text-align: center;">Beaven Andrew A. Atienza Mindanao State University – Iligan Institute of Technology College of Nursing, Andres Bonifacio Avenue, Tibanga, Iligan City, 9200 Philippines</p> <p style="text-align: center;">Najeem Jamil A. Balt Mindanao State University – Iligan Institute of Technology College of Nursing, Andres Bonifacio Avenue, Tibanga, Iligan City, 9200 Philippines</p> <p style="text-align: center;">Kestmith Irene M. Banaag Mindanao State University – Iligan Institute of Technology College of Nursing, Andres Bonifacio Avenue, Tibanga, Iligan City, 9200 Philippines</p>

	<p>Jason P. Pagunsan Mindanao State University – Iligan Institute of Technology College of Nursing, Andres Bonifacio Avenue, Tibanga, Iligan City, 9200 Philippines</p> <p>Alyssa Marie A. Torres, Mindanao State University – Iligan Institute of Technology College of Nursing, Andres Bonifacio Avenue, Tibanga, Iligan City, 9200 Philippines</p> <p style="text-align: center;">Abstract</p> <p>Background: TB is the number six leading cause of death in the Philippines with 73 Filipinos dying every day of TB. According to the World Health Organization’s Global TB Report, the Philippines rank ninth on the list of twenty-two high-burden tuberculosis countries in the world after China. Almost two thirds of Filipinos have tuberculosis, and up to five million people are infected yearly in our country. In line with this, the Department of Health adopted and developed a Treatment program to lessen or even eradicate Tuberculosis which is the Directly Observed Treatment Short-course. The cure relies on close cooperation between the patient and doctor or other health care workers in order to make sure that the right amount of medicine is taken for the right amount of time.</p> <p>Objective: This study aimed to determine the factors affecting the respondents’ compliance to DOTS and the evaluation if the compliance to DOTS program affects the incidence and mortality rate of Tuberculosis in selected municipalities of Lanao del Sur.</p> <p>Methodology: This study follows a non-experimental research design which specifically used the Descriptive-Correlational method. Cluster sampling technique was utilized in selecting 60 respondents positively diagnosed with Tuberculosis that are under the Treatment program (DOTS). Data collected were analyzed using the following statistical tools: frequency, percentage, weighted mean, pearson correlation coefficient, spearman rank correlation coefficient, chi-square test, Cramer’s contingency coefficient</p> <p>Result: The findings of the study showed that Age affects the knowledge or level of information about the availability of healthcare services of DOTS; Gender and Financial income influences the respondents’ level of health awareness pertaining to the disease process; Social Support affects the respondents’ accessibility to the treatment program/healthcare services and the level of health awareness pertaining to the disease process; lastly, Gender influences the respondents’ compliance to the medications given.</p> <p>Conclusion: This study implies that the compliance of patients positive in Tuberculosis who undergo the DOTS treatment is not a factor in the increasing incidence rate of Tuberculosis in the selected municipalities. However the study showed risk factors that can affect the compliance of the patients to the DOTS treatment regimen and thus make it a basis for further improvement of the treatment program. This also implies that recommendation on focusing on the preventive aspect should be done because the researchers saw it as a possible factor behind the increasing incidence rate of tuberculosis.</p> <p>Keywords: DOTS Program, TB, Compliance</p>
Chittinan Pongsuwan	Thai undergraduate nursing students develop effective strategies for nursing

<p>GICICNM1704051</p>	<p>care: A grounded theory research study</p> <p>Chittinan Pongsuwan Adult and Elderly Nursing Department, Boromarajonani College of Nursing, Yala, Thailand</p> <p>Julie Boddy School of Nursing, Massey University, Wellington, New Zealand</p> <p>Martin Woods Graduate School of Nursing, Midwifery & Health, Victoria University, Wellington, New Zealand</p> <p>Quantar Balthip Faculty of Nursing, Prince of Songkla University, Songkhla, Thailand</p> <p>Abstract This study used a Straussian grounded theory approach to explore the perspectives of 32 Thai undergraduate nursing students, on the topic of their learning in the clinical context. in order to understand what underpinned a decade of low pass rates in the external registration exams. Following analysis of the data, an early emerging category related to continuing practical studies where being worried and afraid about practicing and being concerned about not understanding case problems were the conditions that motivated students' learning. A second category emerged later in the analysis, namely learning how to provide nursing care, where supervisors' expectations of students as learners within the hierarchical culture of Thai nursing was identified as the most powerful condition to motivate student learning. In some participants, an internal motivation, desire to learn, marked them as successful adult learners, was evidenced that enabled them to accomplish the full process of Developing Effective Strategies for Nursing Care, the core category. These students demonstrated critical thinking skills, the ability to integrate theoretical knowledge into care planning for their patients and to transfer their knowledge to other nursing care situations, and passed the external registration exams. The findings from this study could be used to guide nursing instructors about how to enable the students to successfully integrate theory into clinical practice. Keywords: undergraduate nursing students, learning motivation, learning strategies, Thai hierarchical culture, grounded theory</p>
 <p>Piamsook Sombutsook, M.N.S. GICICNM1704052</p>	<p>Attributes of prenatal attachment: an extensive literature review</p> <p>Piamsook Sombutsook, M.N.S. Boromarajonani college of nursing, Yala, Thailand</p> <p>Busakorn Punthmatharith, Ph.D. Faculty of nursing, Prince of Songkla university, Hatyai, Thailand</p> <p>Sopen Chunuan, Ph.D. Faculty of nursing, Prince of Songkla university, Hatyai, Thailand</p> <p>Abstract</p>


	<p>Background: Concept of prenatal attachment has been explored in nursing and psychology for decades as the first important relationship between mother and her fetus. Prenatal attachment concept has been documented as multidimensional nature of the construct. However, difficulties arise in measuring prenatal attachment because the use of different theoretical basis by different disciplines may reflect the different construct of concept. Attribute analysis of prenatal attachment is needed for better understanding the concept.</p> <p>Objective: To determine the attributes of prenatal attachment using guideline of Walker and Avant (2005).</p> <p>Methodology: Various databases were used for the literature searching, including PubMed, CINAHL, ScienceDirect, ProQuest, SpringerLink, Clinical Key, and Google Scholar. Search terms used were prenatal attachment, maternal-fetal attachment, prenatal bonding, maternal-fetal bonding, prenatal tie, maternal-fetal tie, and maternal-fetal relationship. The year of searching was not limited. Twenty-seven primary articles were selected and included in the review. Data were analyzed with particular focus on the attributes of prenatal attachment.</p> <p>Findings: The eight finding attributes of prenatal attachment compose of: 1) thought about the unborn child, 2) thought about taking care of the baby, 3) concern for fetal well-being, 4) affection toward the unborn child, 5) connection to the unborn child, 6) communication and interaction with the unborn child, 7) self-sacrifice to nurture and protect the unborn child, and 8) preparation for the baby arrival.</p> <p>Conclusion: This extensive literature review provides a basis for nurses and other health care providers to understand the attributes of prenatal attachment. In order that we are better able to identify the appropriate assessment instruments and determine directions for future research.</p> <p>Keywords: prenatal attachment, maternal-fetal attachment, maternal-fetal relationship</p>
<p style="text-align: center;">Afnan Meeraya GICICNM1704054</p>	<p style="text-align: center;">Time management ability of Nursing Students in Boromrajonani College of Nursing Yala</p> <p style="text-align: center;">Afnan Meeraya Boromrajonani College of Nursing Yala, Thailand</p> <p style="text-align: center;">Jehromoh Manor Boromrajonani College of Nursing Yala, Thailand</p> <p style="text-align: center;">Fareehan Hayee-useng Boromrajonani College of Nursing Yala, Thailand</p> <p style="text-align: center;">Rattana Dadee Boromrajonani College of Nursing Yala, Thailand</p> <p style="text-align: center;">Hulaila Sama-eik Boromrajonani College of Nursing Yala, Thailand</p> <p style="text-align: center;">Navarat Waichompu M.N.S, Boromarajonani College of Nursing, Yala, Thailand</p>

	<p style="text-align: center;">Abstract</p> <p>This descriptive research aimed to study and compare the average mean scores of a time management ability of nursing students. Samples were 162 nursing students studying at College of Nursing Yala in 2016 academic year selected by simple random sampling without replacement. The instrument was modified based on the conceptual framework of Siraya Summavaj (1998). It consisted of 1) a personal data form and 2) an ability for time management questionnaire. Content of the instrument was validated by three experts. Reliability was checked using Cronbach, s alpha coefficient giving values of 0.82. Data were analyzed using frequency, percentage, mean, standard deviation, independent t-test and F-test.</p> <p>Result of the research</p> <ol style="list-style-type: none"> 1. The overall mean score of a time managementability ofnursing students studying at College of Nursing Yala was a moderate level (M=3.43,SD=0.36). 2. The overall mean score for a time management ability of male students was statistically significant higher than female students (p<.05). 3. The overall mean score for a time management ability of the students with GPAs of 3.00 or higher statistically significant higher than students with GPAs less than 3.00 (p<.05). 4. When classified by year of study, in the aspect of planning for time management and the evaluation of time management showed the significance at p<.01, whereas the goal setting for time management verified the significance at p<.05. When tested for a different pair, it found that the fourth year students could manage their time, especially in the aspect of goal setting for time management, and statistically significant higher than those studying in year two and year three (p <0.05). <p>Keywords: Time management, Nursing student</p>
<p>Nattakan Makkling GICICNM1704055</p>	<p style="text-align: center;">The Effects of Herbal Thai-Spa Program on Increasing Foot Circulation in Patients with Diabetes Mellitus</p> <p style="text-align: center;">Nattakan Makkling Student Nurse of Boromarajonani College of Nursing Yala, Maung, Yala, Thailand</p> <p style="text-align: center;">Chuppawit Somwut Student Nurse of Boromarajonani College of Nursing Yala, Maung, Yala, Thailand</p> <p style="text-align: center;">Nurtusnee Saleah Student Nurse of Boromarajonani College of Nursing Yala, Maung, Yala, Thailand</p> <p style="text-align: center;">Faesah Toh-e-mae Student Nurse of Boromarajonani College of Nursing Yala, Maung, Yala, Thailand</p> <p style="text-align: center;">Fittaro Samadee Student Nurse of Boromarajonani College of Nursing Yala, Maung, Yala, Thailand</p>

	<p style="text-align: center;">Wilai Udompittayason Lecturer of Boromarajonani College of Nursing Yala, Maung, Yala, Thailand</p> <p style="text-align: center;">Abstract</p> <p>This quasi-experiment study, one group pretest-posttest design, aimed to determine the effects of herbal Thai-Spa program on increasing foot circulation in patient with diabetes mellitus. Twenty subjects were purposively selected from clients as having diabetes mellitus, attending an out-patient department at the Community Health Center, Municipality Yala, Yala Hospital Network, and Ministry of Public Health. The experimental group received socking feet with Thai herbs about 20 minutes, and foot massage by using the 5 methods of Thai-Self massage. Number Rating Scales for assessing foot neuropathy, and pulse rate were examined before and after getting this program.</p> <p>The finding revealed that the pulse rate at left and right side of tibialis posterior were significantly increased than before using the program ($t = -2.402$, $p < 0.027$, $t = .001$, $p < 0.01$). Foot neuropathy was significant lower than before using the program ($t = 3.66$, $p < 0.02$). Overall the level of satisfaction in the experimental group after using the program was a good level.</p> <p>The result of this study will provide as essential information to promote foot care in patients with diabetes mellitus in order to prevention of further diabetic foot ulcers.</p> <p>Keywords: Herbal Thai-spa, Thai-self-massage, diabetes mellitus.</p>
<p>Panuwat Klaokaew GICICNM1704056</p>	<p style="text-align: center;">Self-concept in Relationship with Happiness among Nursing Students studying at Boromarajonani College of Nursing, Yala, Thailand</p> <p style="text-align: center;">Panuwat Klaokaew Boromarajonani College of Nursing, Yala Thailand</p> <p style="text-align: center;">Ameenruddin Klatae Boromarajonani College of Nursing, Yala Thailand</p> <p style="text-align: center;">Aslah Chesuema Boromarajonani College of Nursing, Yala Thailand</p> <p style="text-align: center;">Kittitad Boriraknarak Boromarajonani College of Nursing, Yala Thailand</p> <p style="text-align: center;">Romdan Salae Boromarajonani College of Nursing, Yala Thailand</p> <p style="text-align: center;">Kritsana Chaleawsak Adult Department at Boromarajonani College of Nursing, Yala Thailand</p> <p style="text-align: center;">Abstract</p> <p>This study purposed to examine self-concept and the relationship between multidimensional self-concept and happiness of nursing students studying at Boromarajonani College of Nursing, Yala, Thailand. Two sets of questionnaires modified from Thai version of Multidimensional Self Concept Scale: MSCS and Thai Mental Health Indicators: TMHI-55 were designed to measure the nursing student's perceptions in their self-concept and happiness.</p>

	<p>The instrument had proved to be very reliable of each scale ranging 0.798 reliability and had tested for content validity. The MSCS consists of 58 items classified into six dimensions: social, competence, affect, academic, family and physical. The TMHI-55 consists of 33 items classified into four dimensions: mental stage, capacity, quality and support factors. One hundred and ninety one nursing students were asked to score their perception in each item on a four-point Likert scale. The reliability of data was estimated with Cronbach's alpha. The data were analyzed by percentage, mean, standard deviation, t-test, one-way analysis of variance, multiple comparisons by Scheffe' method and Pearson product moment correlation coefficient.</p> <p>The results showed that:</p> <ol style="list-style-type: none"> 1. Participants had a median age of 18-21years and median grade of 3.01-3.50. 2. The mean score for total self-concept was 2.69 supporting the content that student nurses' self-concept as moderate. 3. There were found the mean score of the self-concept of the family in a maximum level and the social in a minimum level. 4. Significant differences were found in self-concept score among students who had a different level at $p > 0.05$. 5. The year two students had means score in all domains higher than others. However, their happiness means score was in a good level. 6. The year four students had mean score in all domains higher than others. 7. In every domain showed positive relationship between self-concept and happiness at $p > 0.05$. <p>Key words: self-concept, Happiness, student nurse</p>
<p style="text-align: center;">Fitrah Awae GICICNM1704058</p>	<p style="text-align: center;">Early childhood development received screening service at Health Promoting Hospital, Health Promotion Center Region 12</p> <p style="text-align: center;">Fitrah Awae Nursing student, Boromarajonani College of Nursing, Yala</p> <p style="text-align: center;">Nurhusna Kahong Nursing student, Boromarajonani College of Nursing, Yala</p> <p style="text-align: center;">Nureesun Abu Nursing student, Boromarajonani College of Nursing, Yala</p> <p style="text-align: center;">Fatuemoh Wae-itae Nursing student, Boromarajonani College of Nursing, Yala</p> <p style="text-align: center;">Armeera Saksripongsatorn Nursing student, Boromarajonani College of Nursing, Yala</p> <p style="text-align: center;">Dr. Preeyanuch Chaikongkiat Boromarajonani College of Nursing, Yala</p> <p style="text-align: center;">Abstract</p> <p>The objective of this descriptive research was to study 1) the situation of early childhood development and 2) factors related to delayed development. The sample were 286 delayed development children received screening services at Health Promoting Hospital, Health Promotion Center Region 12. The research tools were Developmental Surveillance and Promotion Manual: DSPM and data record form of delayed</p>

	<p>development children. The data was collected during October 2015 to September 2016 and analysed by frequency, percentage and Chi-square test. The research results found that 90% of children had appropriate development, and 10% had delayed development. The first delayed development was gross motor, which account for 50.2 %. The secondary was expressive language, receptive language, fine motor, and personal and social development which account for 19.8 %, 9.3 %, 4.2 %, and 0.4 % respectively. Children age of 9 months suspected delayed gross motor development which account for 54.5%, whereas age of 1-2 years old suspected delayed expressive language development for 9.7%. Maternal factors, Age, and breastfeeding had statistically significant correlation with delayed developmental at .05 and .001 level respectively. Hometown, time of pregnancy, weight at birth, length at birth, gestational age, and APGAR score had no statistically significant correlation with delayed developmental. The findings could be a significant guide for health personnel to promote breastfeeding and encourage potential development of early childhood. Keywords: early childhood development, delayed development, factors related</p>
<p style="text-align: center;">Preeyanuch Chaikongkiat GICICNM1704059</p>	<p style="text-align: center;">Happiness of Health Care Providers Working in Health Promoting Hospitals, Pattani Province</p> <p style="text-align: center;">Preeyanuch Chaikongkiat Department of Obstetric Nursing, Boromarajonani College of nursing, Yala, Yala, Thailand</p> <p style="text-align: center;">Abstract</p> <p>The objective of this descriptive research was to study happiness of health care providers working in Health Promoting Hospitals, Pattani Province. The sample was 64 healthcare providers who work in Pattani province. The research tool (Happinometer) was developed from Institute for Population and Social Research, Mahidol University. Data was collected during October to November 2015 and analyzed by using frequency, percentage, and Chi-square test.</p> <p>The research results found that 1) The samples were mostly female, 82.3 %, married and live together, 72.6 %, amount of children; 1 person per family, 33.9 %, parent hometown was Pattani province, 96.8 %, and work duration between 3-5 years, 37.0 %. The overall of happiness is extremely happy 75.81%. In happiness dimension, the top of happiness score was good soul, 84.0 %, and the lowest of happiness score was good financial, 65.97 %. Moreover, personal factors as follows; gender, marriage status, amount of children, parent hometown, and work duration are not related to the happiness of health care providers. This research results could be a basic information for administrators to maintain continuing of happiness of health care providers who working in unrest situation area. Keywords: happiness, health care provider, health promoting hospital, unrest situation</p>
<p style="text-align: center;">Kamonlak Pathomchaiwal GICICNM1704061</p>	<p style="text-align: center;">Nursing students' opinions on peer training activities in principal and nursing technique subject, Boromarajonani College of Nursing, Yala</p> <p style="text-align: center;">Miss Kamonlak Pathomchaiwal Boromrajonani College of Nursing Yala, Thailand</p> <p style="text-align: center;">Miss Jutharat Phomsawat Boromrajonani College of Nursing Yala, Thailand</p> <p style="text-align: center;">Miss Chalita Lempan Boromrajonani College of Nursing Yala, Thailand</p>

	<p style="text-align: center;">Miss Nutjaree Daevamalai Boromrajonani College of Nursing Yala, Thailand</p> <p style="text-align: center;">Miss Sasiwan Pijitrat Boromrajonani College of Nursing Yala, Thailand</p> <p style="text-align: center;">Sartiman Markchuchit M.N.S, Boromarajonani College of Nursing, Yala, Thailand</p> <p style="text-align: center;">Abstract</p> <p>This survey study aimed to examine nursing students' opinions on peer training activities in principal and nursing technique subject of Boromarajonani College of Nursing, Yala. One hundred and forty nursing students included 74 second-year nursing students who were the trainees and 66 third-year nursing students who were the trainers completed the questionnaires. The data were analysed using descriptive statistics—mean (M), standard deviation (SD), and percentage.</p> <p>The results showed that:</p> <ol style="list-style-type: none">1. As trainers, the third-year nursing students highly agreed with the peer training activities ($X=3.69$, $S.D.=0.78$). In terms of participation in the activities, 90.35% confirmed that they contributed throughout the project while 9.65 % revealed they didn't join it.2. As trainees, the second-year nursing students highly agreed with the peer training activities ($x=3.8$, $S.D.=0.74$). In terms of participation in the activities, 96.48% proved that they joined in the project while 9.52 % disclosed they didn't concern about it.3. For the suggestions, both groups of the students thought the project would be supported enough equipment and time, while the third-year students reflected that their juniors should manage proper time for the activities. <p>The results could be applied for teaching and learning activities in the next academic year, 2017.</p> <p>Keywords: peer training, nursing student, principal and nursing technique subject</p>
 <p>Ma. Cecilia O. Martinez GICICNM1704062</p>	<p style="text-align: center;">Level of compliance of registered nurses to national Core competency standards for a transformed Professional care service program</p> <p style="text-align: center;">Ma. Cecilia O. Martinez RN, RM, MAN, EdD. College of Nursing, Pamantasan ng Lungsod ng Maynila, Manila, Philippines</p> <p style="text-align: center;">Abstract</p> <p>This study was conducted to determine the level of compliance of 446 registered staff nurses to National Core Competency Standards for a transformed professional care service program. Data were gathered using self-made survey-questionnaire. In addition, Focused Group Discussion (FGD) was done to determine the problems encountered by the respondents in complying with the National Core Competency Standards.</p> <p>The results showed that: generally the registered staff nurse-respondents were Nurse 3 assigned at the General Wards, mostly from Hospital D and with work experience of 1 to 3 years; both respondents rated the nurses with very</p>

	<p>high level of compliance in Patient Care, Empowering, Enhancing and Enabling Competencies; When grouped according to work position, there was a significant difference on the level of compliance in terms of the competency: Patient Care – Communication, Enhancing and Enabling; in terms of unit of practice / department, there was a significant difference on the level of compliance in terms of Enabling Competency; in terms of length of work experience as nurse practitioner, there were no significant difference in any of the 4 Competency Standards; in terms of hospital assigned, there was a significant difference in terms of the competencies: Patient Care, Enhancing and Enabling; There was a significant difference in the evaluation of the registered staff nurse-respondents and their supervisors in terms of the competencies: Patient Care – Safe and Quality Nursing Care, Empowering, Enhancing and Enabling; The problems encountered were grouped into 4 major themes which are time constraints, work overload, communication barriers and lack of feedback.</p> <p>It is recommended that: Hospital Administrators to consider the implementation of Transformed Professional Care Service Program; Registered nurses to continue to be familiar with the National Core Competency Standards and update themselves in relation to competencies; Patients must be provided with health education in relation to being active partners in the provision of care through accurate reporting of data and assessment feedback; Future researchers to use this study as reference and to add the patients as the respondents of their study for more comprehensive results.</p>
<p style="text-align: center;">Eda Sahin GICICNM1704071</p>	<p style="text-align: center;">Effectiveness Of Planned Discharge Education And Postpartum Counselling During Six Months On Self-Care Agency, Breastfeeding And Depression: A Randomized Controlled Trial</p> <p style="text-align: center;">Eda SAHIN Assist. Prof., Giresun University, Health Science Faculty, Turkey</p> <p style="text-align: center;">Tulay YAVAN Assoc. Prof., Health Sciences University, Gulhane School of Nursing, Turkey</p> <p style="text-align: center;">Kazım Emre KARASAHIN Assoc.Prof., Health Sciences University, Obstetric and Gynecologic Department, Turkey</p> <p style="text-align: center;">Abstract</p> <p>Aim. A healthy and successful adaptation to postpartum period, increased breastfeeding and the self-care of the mother and decreased depression, depends on the physical care, education and counseling given by the healthcare providers to the mother and the family. This study aimed to evaluate the effects of planned discharge education and counseling during six months in the postpartum period on self-care agency, breastfeeding and depression.</p> <p>Methods. Randomized controlled trial was conducted with two interventions groups (IG1 and IG2) and one control groups (CG).Data were collected from March 2014- May 2015 in a tertiary hospital in Turkey from 192 participants, with 64 subjects per group. In IG1 only mothers, in IG2 mothers, spouse and Grand-parents were given planned discharged education and counseling while</p>

	<p>the CG received routine care only. Data were collected using The Perceived Readiness for Discharge after Birth Scale, The Breastfeeding Self-efficacy Scale Short Form, Exercise of Self-care Agency Scale, and The Edinburgh Postnatal Depression Scale in postpartum 2 days, 15th day, 6th week, and 6th month later. All participants were followed up for 6 months by telephone and face to face interview.</p> <p>Results. Interventions groups had better and positive results than the control group. In intervention groups, mother spouse and grandparents group had superior results than the mother group. We found a statistical positive correlation between PRDBS, BSES, and ESCA, a statistical negative correlation between PRDBS and EPDS.</p> <p>Conclusions. We determined that postpartum planned discharge education and counseling had positive impact on self-care & breastfeeding and decreased depressive symptoms.</p> <p>Keywords: Postpartum discharge education/counseling, self-care agency, breastfeeding, postpartum depression.</p>
<p>Laksita Barbara GICICNM1704077</p>	<p style="text-align: center;">Nurses are not teachers: Application andragogy to enhance patients' adherence</p> <p style="text-align: center;">Laksita Barbara Master of Nursing, Monash University, Australia</p> <p style="text-align: center;">Abstract</p> <p>Objective: This paper aims to explore the application of andragogy in patient education and learning theories best fit the adult patients' learning needs.</p> <p>Background: Health workers often put themselves as experts when it comes to patient education. However, a high number of patients only partially or even not being engaged at all to the programs that health professionals have made for them. Patients as adults with prior experiences and knowledge have a unique way in learning and adopting new things in their life.</p> <p>Method: To achieve the paper's objectives, literature review was conducted.</p> <p>Result and discussion: As adults, patients have individual learning needs, independency, motivation, and experience which need to be considered. The combination of behaviour and cognitive learning theories can be applied to meet patients' needs. Nurses as an educator cannot simply teach and tell the patients what to do and know. Thus, the role of nurses in patient education is a facilitator for patients to identify their needs, take their experience into account, and provide information that is relevance to the problem they face resulting them urging themselves in lifestyle modification. The adult learning concept is quite applicable for educating patients especially those with the need for long-term health management when they are not adequately monitored by health professionals.</p> <p>Conclusion: Health educator should see a patient as someone who has an individual need, life experience, and independence that allow them to take responsibility for their condition. There is a need for further study to evaluate the application of this theory in the community setting.</p>
<p>Wiwin Winarti GICICNM1704082</p>	<p style="text-align: center;">Holistic Approach in Managing actual or potential mass casualty events</p> <p style="text-align: center;">Wiwin Winarti Master of Nursing (Disaster and Emergency Nursing Management), Monash University, Australia</p>

	<p style="text-align: center;">Abstract</p> <p>Introduction: A disaster is an event that could not be managed by single emergency agency. Although the emergency service bodies and the community organisations have had and developed their plan to manage mass casualty or disaster, the literature show that disaster relief always exceeds the limit capacity of the single agency. The rapid escalation of victim numbers, the degree of the injury, the devastating of transportation, logistic and communication access are the problems that emerge during a disaster, and it needs more than standard measurement but unusual approach. For minimising the effect of the catastrophe, adequate planning which includes holistic approach is necessary.</p> <p>Method: Literature review was conducted involving search strategy in databases included MEDLINE and CINAHL, as well as google scholar with the use of keywords to develop the concept of a holistic approach in managing disaster relief.</p> <p>Result and discussion: Twenty-three articles were included and analysed. The themes that emerged from the articles were comprehensive approach planning, the need for surge capacity, collaboration with the government and the necessary for multi-agency coordination, and the last was the need for emergency managers.</p> <p>Conclusion: Managing disaster response is extraordinary work for every organisation which involves in the circle of disaster relief. Since disaster impacts to not only the human life but also to the critical system for the livelihood, it is clear that managing disaster response is not just the application of regular activity on a grander scale where every emergency agencies should consider the holistic approach in the disaster preparedness process.</p> <p>Keywords: disaster, emergency agency, holistic approach.</p>
 <p>Jestoni Dulva Maniago GICICNM1704086</p>	<p style="text-align: center;">Dimensions Of Spirituality And The Caring Nurse-Patient Interaction Skills Of Asian Students: A Structural Equation Model</p> <p style="text-align: center;">Jestoni Dulva Maniago, RN, RM, LPT, MAN, MAEd, DNS Assistant Professor, Department of Nursing, College of Applied Medical Sciences, Majmaah University, Kingdom of Saudi Arabia</p> <p style="text-align: center;">ABSTRACT</p> <p>Student nurse's spiritual well-being may assure a positive attitude toward spiritual care, and assist patients in overcoming spiritual distress. Spirituality is often related to one's belief system. Spirituality on the part of student nurses is yet largely unheard of in a society with materialism which is one of the most destructive belief systems on the world. This study aimed to determine how the dimensions of spirituality intelligence affect the caring nurse-patient interaction skills of student nurses from three Asian countries. A descriptive correlation type of research was utilized with questionnaire in Google forms as the main instrument of this study. A total of 184 Asian student-nurses from Indonesia, Philippines and Singapore served as participants. Partial least square structural equation modeling was used to statistically analyze the data. Results of the structural model revealed that spiritual intelligence on the aspect of critical existential thinking is significantly related to the caring nurse-patient interaction skills in terms of humanism ($\beta=0.164$), helping relationship ($\beta=-0.178$), problem solving ($\beta=0.131$), and environment ($\beta=-$</p>

	<p>0.538). Moreover, spiritual intelligence on the aspect of personal meaning production is significantly related to the caring nurse-patient interaction skills in terms of helping relationship ($\beta=-0.154$), problem solving ($\beta=0.126$) and needs ($\beta=-0.174$). It was also found out that the spiritual intelligence on the aspect of conscious state expansion is significantly related to the caring nurse-patient interaction skills in terms of humanism ($\beta=-0.128$), hope ($\beta=0.197$) and helping relationship ($\beta=-0.149$). Further analysis of the structural model revealed that the spiritual intelligence on the aspect of transcendental awareness is significantly related to the caring nurse-patient interaction skills in terms of problem solving ($\beta=0.012$) and spirituality ($\beta=-0.246$). It is recommended to mainstream spirituality in nursing education courses to foster a humanistic outlook in establishing a caring interaction between student nurses and the recipients of nursing care.</p> <p>Keywords: nursing, spirituality, interaction, descriptive correlational, Asia</p>
<p>Kholid Karunan GICICNM1704053</p>	<p style="text-align: center;">The Effects of Behavioral Change Program on Smoking Cessation Behaviors among Ageing</p> <p style="text-align: center;">Kholid Karunan Boromarajonani College of nursing, Yala Thailand</p> <p style="text-align: center;">Abstract</p> <p>This two-group pretest-posttest quasi-experimental research aimed to examine the effects of behavioral change program on smoking cessation behaviors among ageing. The samples were recruited by purposive sampling from patients at COPD Clinics in male and female medical ward of hospitals located in the South of Thailand, during April to June 2016. Forty subjects were selected based on inclusion criteria, and assigned to either experimental or control group, 20 each. The samples in experimental group were received the smoking cessation program while the control group received the routine care. The smoking cessation programs have five steps. It includes the processes of 1) assess 2) ask 3) advise 4) assist Integrated with Self-Efficacy and 5) arranging follow-up. The research instruments were 1) the behavior change program, and 2) the smoking cessation behaviors test and smoking cessation self-efficacy test. The instruments were also tested for reliability using Cronbach's alpha coefficient, yielding values of .84 and .93 respectively. The personal characteristics and data on smoking cessation were analysed using descriptive statistics and hypotheses were tested using both paired t-test and independent t-test.</p> <p>The results showed that:</p> <ol style="list-style-type: none"> 1. The mean score of smoking cessation behaviors and self-efficacy of the experimental group after the intervention were significantly increased and higher than the control group at the post-test ($t(19) = -37.99, p < .001$ and $t(19) = -27.96, p < .001$). 2. The mean score of smoking cessation behaviors and self-efficacy of the experimental group were significantly increased and higher than those in the control group ($t(38) = -27.85, p < .001$ and $t(38) = -45.31, p < .001$). <p>Keywords: Smoking Cessation Program, Smoking cessation behaviors, Smoking cessation self-efficacy</p>
<p>Marie Grace A. Gomez GICICHLR1704077</p>	<p style="text-align: center;">Addressing Sexuality Concerns among Deaf Filipino Adolescents</p> <p style="text-align: center;">Marie Grace A. Gomez</p>

University of the Philippines, Diliman, Quezon City

Abstract

Introduction: AIDS and other sexually transmitted infections are on the rise globally. Among the Deaf population, there are reports of risky sexual behavior and abuse. However, because of their inability to communicate verbally, these issues are not properly addressed. Oftentimes, medical practitioners have difficulty in understanding them because of their limitations in spoken and written language. This research attempts to create programs to address sexual concerns that pose as a great risk factor in the area of public health.

Research Objectives

The following are the research objectives of the study:

1. Identify sexuality knowledge among Deaf adolescents
2. Understand the lexicon of the signed terms and their implication on sexuality education among the Deaf
3. Identify risky sexual behavior among the Deaf and their implication on counseling and psychotherapy
4. Develop a sexuality awareness program using the Biopsychosocial model
5. Develop programs that address issues on sexual abuse and recommend protocols for intervention at the community level
6. Develop responsive programs that address sexuality issues to prevent sexually transmitted infections
7. Develop and/or recommend corresponding videos in sign language as supplement to understanding proper sexual behavior.
8. Recommend programs to the local health units on how to address sexuality issues medically and psychologically and socially.

Methodology: This study initially surveyed all high school students aged 15- 19 years old of a national institution of education that exclusively caters to Deaf students. The term Deaf, with a capital d is use to denote that the participants make use of manual communication. They were given a checklist of sexuality issues, biological terms and possible intervention.

Afterwards, those with marked concerns and experience in the area of sexuality were identified. They were asked to participate in two focus group discussions to identify how they understand sexuality, risky sexual behavior, understanding where to get help when needed and agencies that can help them. There were 15 participants in each session. All questions were posed in sign language. There were three interpreters, including the author present during the course of the focus group discussion as the participants have a tendency to sign at the same time.

Findings and Research Outcomes: It is important to address sexual issues among the Deaf in order for them to avoid sexually transmitted infections. Findings include that the students engage in self-stimulation to risky sexual behavior. They have their own ways of signing sexual terms that are not found in sign language dictionaries. Risky sexual behavior includes having unprotected sex, patronage in prostitution and sex with an acquaintance. Rape and incest were also noted. To address these, awareness programs at the school level in health education classes were done through videos and pictures

<p>within the biopsychosocial framework. Currently, an educational video in sign language is being created by the researcher to address this need. Future Scope: It is recommended that curricular developers in health education and local village health units be trained on how to address sexuality issues among the Deaf. It is recommended that the program be replicated in other areas in the Philippines and tailor-fit the contents based on the needs of the Deaf clients. 3 to 5 Keywords: Sexual behavior among Deaf adolescents, sexual awareness and intervention program among the Deaf, addressing sexual abuse among the Deaf</p>

Listeners

<p>Seema Yadav Defence Institute of Physiology and Allied Sciences, Delhi, India GICICHLRSR1704051</p>
<p>Ahmed Bello College Clinical Department, College Of Education Waka-Biu Borno State Nigeria , Biu Nigeria GICICHLRSR1704052</p>
<p>Emmanuel B Yakda College clinical department c.o.e WAKA BIU, College of education Waka-Biu Borno state Nigeria BIU Nigeria, Nigeria GICICHLRSR1704053</p>
<p>Dr. Uzma Asif Basic Medical Sciences, College of Medicine, King Saud Bin Abdulaziz university for health sciences, Jeddah, Saudi Arabia GICICHLRSR1704055</p>
<p>Lynnette G. Cleto College of Nursing, Pamantasan ng Lungsod ng Maynila, Manila, Philippines GICICHLRSR1704057</p>
<p>Jennifer P. Reyes College of Nursing, Pamantasan ng Lungsod ng Maynila, Manila, Philippines GICICHLRSR1704058</p>
<p>Lubna Nisar Biological sciences, Quaid-i-Azam University, Islamabad GICICHLRSR1704061</p>
<p>Gali Magaji Department of Public Health, Kampala International University, Uganda GICICHLRSR1704062</p>
<p>Chemchoum Imane Algiers University,Algiers/Algeria GICICHLRSR1704065</p>
<p>Vineeta Yadav Department of Biotechnology,Sharda University,Greater Noida, Uttar Pradesh, India GICICHLRSR1704067</p>
<p>Levent Sahin Dept. Emergency Medicine,AZN St. Nikolaas, Belgium</p>

GICICLSR1704071
Mr. Aneke Bright Obumnaeme Project Officer, Federation of Agricultural Commodity Association of Nigeria (FACAN), Nigeria GICICLSR1704073
Mr. Nwafor Christian Chikaodili Research & Dev Officer, Federation of Agricultural Commodity Association of Nigeria (FACAN), Nigeria GICICLSR1704074
Mr. Kama Tochukwu Friday Research Officer I, Federation of Agricultural Commodity Association of Nigeria (FACAN), Nigeria GICICLSR1704075
Mrs. Oha Fidelis Ikedichukwu Research Officer II, Federation of Agricultural Commodity Association of Nigeria (FACAN), Nigeria GICICLSR1704076
Lynnette G. Cleto College of Nursing, Pamantasan ng Lungsod ng Maynila Manila, Philippines GICICNM1704069
Andrea Taltala Municipal Health Office, Municipal Government, Sagada, Philippines GICICNM1704090
Kristy Lim Nursing, Charles Darwin, Melbourne, Malaysia GICICNM1704092
Michael Lim Nursing, Deakin, Melbourne, Malaysia GICICNM1704093
Jennifer P. Reyes College of Nursing, Pamantasan ng Lungsod ng Maynila Manila, Philippines GICICNM1704070

Upcoming Conferences

<http://Iaphlsr.org/conference.php>

- » 16th International Conference on Healthcare & Life-Science Research (ICHLSR), 15-16 July 2017, Bali, Indonesia
- » 16th International Conference on Nursing & Midwifery (ICNM), 15-16 July 2017, Bali, Indonesia
- » 17th International Conference on Healthcare & Life-Science Research (ICHLSR), 22-23 July 2017, Bangkok, Thailand

15th International Conference on Healthcare & Life-Science Research (ICHLSR), 24-25 June 2017, Kuala Lumpur, Malaysia

University of Malaya, Rumah Kelab PAUM Clubhouse (Persatuan Alumni Universiti Malaya), Kuala Lumpur, Malaysia

- » 17th International Conference on Nursing & Midwifery (ICNM), 22-23 July 2017, Bangkok, Thailand
- » 19th International Conference on Healthcare & Life-Science Research (ICHLSR), 28-29 July 2017, Barcelona, Spain
- » 21st International Conference on Healthcare & Life-Science Research (ICHLSR), 09-10 September 2017, Bali, Indonesia
- » 22nd International Conference on Healthcare & Life-Science Research (ICHLSR), 14-15 Sept 2017, London, UK
- » 23rd International Conference on Healthcare & Life-Science Research (ICHLSR), 13-14 Oct 2017, Dubai, UAE
- » 24th International Conference on Healthcare and Life Science Research (ICHLSR), 11-12 Nov 2017, Singapore
- » 25th International Conference on Healthcare and Life Science Research (ICHLSR), 18-19 Nov 2017, Kuala Lumpur, Malaysia
- » 26th International Conference on Healthcare & Life-Science Research (ICHLSR), 23-24 Dec 2017, Dubai, UAE
- » 27th International Conference on Healthcare & Life-Science Research (ICHLSR), 30-31 Dec 2017, Bangkok, Thailand
- » 3rd ICHLSR Bangkok - International Conference on Healthcare & Life-Science Research, 25 Nov – 26 Nov, 2017
- » 4th ICHLSR Dubai - International Conference on Healthcare & Life-Science Research, 21 Feb – 22 Feb, 2018